



KIX / ITAMI / KOBE

Traffic Report for April 2023

- As in the previous month, international passenger traffic has recovered to 52% vs. 2019, particularly due to a steady recovery in the number of foreign passengers*.

*61% vs. 2019 and 119% vs. previous month

- The recovery rate of the combined domestic passenger traffic at the three airports remained strong at 92% vs. 2019, although the rate was lower than the previous month, which was 99% vs. 2019.
- The international cargo aircraft movements and volume were both below the levels of last year.

3 Airports Total Traffic report

	[Aircraft Movements]		[Passengers]		[Cargo(t)]	
Total	26,321	(+33%)	3,076,823	(+115%)	67,237	(-9%)
International	8,227	(+178%)	1,127,115	(+1929%)	59,365	(-10%)
Domestic	18,094	(+7%)	1,949,708	(+42%)	7,872	(+0.3%)

Traffic report per Airports

	KIX		ITAMI		KOBE	
[Aircraft Movements]	12,231	(+83%)	11,302	(+7%)	2,788	(+8%)
International	8,227	(+178%)	-	-	-	-
Domestic	4,004	(+8%)	11,302	(+7%)	2,788	(+8%)
[Passengers]	1,651,773	(+274%)	1,162,492	(+42%)	262,558	(+51%)
International	1,127,115	(+1929%)	-	-	-	-
(Japanese)	(163,210)	(+744%)	-	-	-	-
(Non-Japanese)	(960,417)	(+2553%)	-	-	-	-
Domestic	524,658	(+36%)	1,162,492	(+42%)	262,558	(+51%)
[Cargo(t)]	60,255	(-9%)	6,982	(-5%)	-	-
International	59,365	(-10%)	-	-	-	-
Domestic	890	(+71%)	6,982	(-5%)	-	-

*The figures in the bracket () are the percentage of change on a year-on-year basis.

Contact Information for Inquiries

Kansai Airports

Public Relations, Group Corporate Communications Department

TEL: +81-72-455-2201

KIX Traffic Report

25-May-23

Kansai Airports

	2022												2023											
	FY2022												FY2023											
	Final figures												Preliminary figures											
	Apr	May	Jun	Jul	Aug	Sep	Oct	Nov	Dec	CY2022 Total	Daily ave.	Jan	Feb	Mar	FY2022 Total	Daily ave.	Apr	CY2023 Total	Daily ave.	FY2023 Total	Daily ave.			
Aircraft movements	6,674 (118)	7,127 (154)	7,526 (155)	8,324 (143)	8,484 (135)	7,910 (132)	8,785 (137)	9,768 (151)	10,607 (153)	93,656 (141)	256.6 (161)	10,464 (203)	10,226 (174)	12,016 (151)	107,911 (183)	295.6 (179)	12,231 (183)	44,937 (179)	374.5 (183)	12,231 (183)	407.7 (183)			
International flights	2,955 (101)	3,041 (114)	3,448 (120)	3,591 (120)	3,740 (133)	3,683 (122)	4,284 (130)	5,544 (165)	6,242 (184)	45,161 (129)	123.7 (207)	6,227 (254)	6,197 (235)	7,496 (157)	56,448 (278)	154.7 (243)	8,227 (278)	28,147 (243)	234.6 (278)	8,227 (278)	274.2 (278)			
Passenger	622 (124)	771 (176)	916 (216)	1,167 (261)	1,366 (342)	1,424 (308)	2,120 (394)	3,273 (574)	4,037 (635)	17,412 (296)	47.7 (822)	4,548 (846)	4,366 (791)	5,120 (485)	29,730 (859)	81.5 (973)	6,052 (859)	20,086 (859)	167.4 (973)	6,052 (973)	201.7 (973)			
Cargo	2,278 (97)	2,220 (103)	2,468 (103)	2,375 (98)	2,303 (102)	2,197 (93)	2,059 (81)	2,141 (87)	2,082 (78)	26,712 (96)	73.2 (96)	1,571 (69)	1,750 (94)	2,223 (91)	25,667 (91)	70.3 (88)	2,005 (88)	7,549 (85)	62.9 (85)	2,005 (88)	66.8 (88)			
Others	55 (71)	50 (74)	64 (136)	49 (38)	71 (43)	62 (31)	105 (49)	130 (41)	123 (158)	1,037 (73)	2.8 (60)	108 (145)	81 (168)	153 (65)	1,051 (65)	2.9 (309)	170 (309)	512 (134)	4.3 (309)	170 (309)	5.7 (309)			
Domestic flights	3,719 (136)	4,086 (209)	4,078 (208)	4,733 (168)	4,744 (137)	4,227 (142)	4,501 (144)	4,224 (137)	4,365 (124)	48,495 (154)	132.9 (121)	4,237 (155)	4,029 (121)	4,520 (145)	51,463 (124)	141.0 (145)	4,004 (108)	16,790 (108)	139.9 (108)	4,004 (108)	133.5 (108)			
Passenger	3,587 (136)	3,947 (213)	3,963 (218)	4,562 (171)	4,645 (138)	4,111 (144)	4,370 (139)	4,109 (126)	4,243 (157)	46,992 (157)	128.7 (157)	4,093 (122)	3,903 (157)	4,359 (121)	49,892 (147)	136.7 (147)	3,875 (108)	16,230 (124)	135.3 (108)	3,875 (108)	129.2 (108)			
Cargo	0 (0)	1 (100)	0 (0)	0 (0)	1 (50)	0 (0)	0 (0)	1 (25)	0 (0)	8 (38)	0.0 (38)	1 (50)	0 (0)	0 (0)	4 (19)	0.0 (19)	0 (0)	1 (20)	0.0 (20)	0 (0)	0.0 (0)			
Others	132 (116)	138 (129)	115 (78)	171 (111)	98 (92)	116 (92)	131 (138)	114 (86)	122 (77)	1,495 (98)	4.1 (98)	143 (114)	126 (111)	161 (135)	1,567 (104)	4.3 (104)	129 (98)	559 (114)	4.7 (114)	129 (98)	4.3 (98)			
No. of passengers	441,802 (204)	502,829 (342)	527,532 (364)	653,713 (227)	717,825 (202)	651,977 (245)	888,974 (253)	1,139,070 (300)	1,355,291 (320)	7,943,093 (259)	21,762 (259)	1,393,802 (416)	1,462,711 (602)	1,756,841 (362)	11,492,367 (316)	31,486 (316)	1,651,773 (374)	6,265,127 (416)	52,209 (374)	1,651,773 (374)	55,059 (374)			
International flights	55,561 (296)	62,314 (371)	72,803 (353)	106,825 (472)	148,973 (724)	149,061 (765)	305,272 (1382)	578,549 (2375)	795,040 (915)	2,353,507 (915)	6,448 (915)	891,469 (3938)	910,479 (4562)	1,058,670 (2899)	5,135,016 (1871)	14,069 (1871)	1,127,115 (2029)	3,987,733 (2961)	33,231 (2029)	1,127,115 (2029)	37,571 (2029)			
Japanese PAX	19,337 (276)	20,840 (303)	30,591 (391)	50,904 (486)	77,609 (742)	74,173 (873)	94,957 (1002)	103,210 (996)	125,810 (790)	633,214 (580)	1,735 (580)	130,843 (1163)	165,859 (1872)	248,328 (1585)	1,142,461 (931)	3,130 (931)	163,210 (844)	708,240 (1285)	5,902 (1285)	163,210 (844)	5,440 (844)			
Foreign PAX	36,196 (316)	41,392 (462)	42,080 (380)	55,583 (526)	71,080 (747)	74,434 (713)	209,625 (1826)	474,359 (3673)	666,712 (5222)	1,713,877 (1238)	4,696 (1238)	756,158 (6978)	742,652 (6882)	808,116 (3887)	3,978,387 (2810)	10,900 (2810)	960,417 (2653)	3,267,343 (4156)	27,228 (4156)	960,417 (2653)	32,014 (2653)			
Transit PAX	28 (8)	82 (9)	132 (8)	338 (21)	284 (48)	454 (83)	690 (61)	980 (90)	2,518 (182)	6,416 (67)	18 (67)	4,468 (812)	1,968 (643)	2,226 (4122)	14,168 (139)	39 (139)	3,488 (12457)	12,150 (1295)	101 (1295)	3,488 (12457)	116 (12457)			
Domestic flights	386,241 (196)	440,515 (338)	454,729 (366)	546,888 (207)	568,852 (204)	502,916 (177)	583,702 (177)	560,521 (158)	560,251 (142)	5,589,586 (199)	15,314 (199)	502,333 (161)	552,232 (248)	698,171 (155)	6,357,351 (189)	17,417 (189)	524,658 (136)	2,277,394 (166)	18,978 (166)	524,658 (136)	17,489 (136)			
Cargo volume handled (t)	66,338 (92)	62,966 (99)	67,867 (102)	66,492 (93)	63,110 (96)	66,636 (97)	66,401 (91)	63,814 (92)	68,403 (88)	791,241 (97)	2,168 (97)	49,286 (75)	55,134 (95)	65,786 (87)	762,233 (92)	2,088 (92)	60,255 (91)	230,461 (87)	1,921 (87)	60,255 (91)	2,009 (91)			
International cargo	65,816 (93)	62,574 (99)	67,371 (102)	65,876 (92)	62,464 (96)	65,964 (96)	65,661 (90)	63,014 (91)	67,319 (87)	784,024 (97)	2,148 (97)	48,552 (74)	54,338 (94)	64,748 (87)	753,697 (92)	2,065 (92)	59,365 (90)	227,003 (86)	1,892 (86)	59,365 (90)	1,979 (90)			
Loaded	30,741 (87)	29,194 (96)	32,135 (99)	30,445 (89)	28,903 (96)	30,847 (98)	30,802 (93)	28,637 (93)	30,708 (87)	363,274 (95)	995 (95)	21,235 (74)	24,286 (86)	29,526 (87)	347,459 (90)	952 (90)	27,735 (90)	102,782 (85)	857 (85)	27,735 (90)	925 (90)			
Unloaded	35,075 (98)	33,380 (102)	35,236 (104)	35,431 (96)	33,561 (96)	35,117 (95)	34,859 (88)	34,377 (90)	36,611 (87)	420,750 (99)	1,153 (99)	27,317 (75)	30,052 (102)	35,222 (86)	406,238 (93)	1,113 (93)	31,630 (90)	124,221 (87)	1,035 (87)	31,630 (90)	1,054 (90)			
Domestic cargo	522 (61)	392 (97)	496 (95)	616 (104)	646 (181)	672 (256)	740 (276)	800 (230)	1,084 (179)	7,217 (123)	20 (123)	734 (183)	796 (263)	1,038 (190)	8,536 (156)	23 (156)	890 (171)	3,458 (195)	29 (195)	890 (171)	30 (171)			
Delivery	281 (58)	222 (112)	291 (102)	346 (130)	386 (216)	415 (292)	471 (244)	518 (210)	666 (190)	4,283 (131)	12 (131)	445 (203)	517 (269)	591 (214)	5,149 (170)	14 (170)	534 (190)	2,087 (216)	17 (216)	534 (190)	18 (190)			
Arrival	241 (65)	170 (82)	205 (87)	270 (83)	260 (146)	257 (214)	269 (359)	282 (279)	418 (165)	2,934 (114)	8 (114)	289 (159)	279 (251)	447 (166)	3,387 (140)	9 (140)	357 (148)	1,372 (171)	11 (171)	357 (148)	12 (148)			

- Figures in brackets indicate YoY comparison (previous year's results defined as 100).
- "Others" in "Aircraft movements" includes ferry flights, fueling/private/special aircraft and rotorcraft. Also, "Passenger" includes passenger flights which transported cargo only.
- Pax for international flights are based on data published by the Kansai Airport District Immigration Office of Osaka Regional Immigration Bureau.
- Pax for domestic flights include infants.
- International cargo volume indicates loaded/unloaded volume at KIX on international flights according to data published by Osaka Customs.
- All figures in the table except those specified in 3 and 5 above are based on research by Kansai Airports.

ITAMI Traffic Report

	2022											2023									
	FY2022											FY2023									
	Final figures											Preliminary figures									
	Apr	May	Jun	Jul	Aug	Sep	Oct	Nov	Dec	CY2022 Total	Daily ave.	Jan	Feb	Mar	FY2022 Total	Daily ave.	Apr	CY2023 Total	Daily ave.	FY2023 Total	Daily ave.
Domestic aircraft movements	10,585 (133)	11,664 (170)	11,261 (155)	11,914 (160)	12,528 (140)	10,938 (136)	11,648 (130)	11,311 (120)	11,876 (108)	133,666 (143)	366.2	11,653 (103)	10,481 (125)	11,766 (114)	137,625 (130)	377.1	11,302 (107)	45,202 (112)	376.7	11,302 (107)	376.7
Passenger flights	10,321 (133)	11,361 (173)	11,000 (157)	11,651 (160)	12,270 (140)	10,673 (136)	11,450 (132)	11,068 (120)	11,585 (109)	130,560 (144)	357.7	11,322 (103)	10,240 (126)	11,449 (114)	134,390 (131)	368.2	11,072 (107)	44,083 (112)	367.4	11,072 (107)	369.1
Others	264 (112)	303 (102)	261 (98)	263 (136)	258 (134)	265 (121)	198 (74)	243 (109)	291 (85)	3,106 (105)	8.5	331 (121)	241 (103)	317 (126)	3,235 (108)	8.9	230 (87)	1,119 (109)	9.3	230 (87)	7.7
No. of passengers on domestic flights	816,802 (176)	918,266 (269)	911,018 (219)	1,017,196 (170)	1,161,845 (194)	984,500 (213)	1,222,864 (169)	1,281,454 (141)	1,201,348 (124)	11,528,144 (170)	31,584	1,065,530 (149)	1,070,937 (230)	1,338,185 (161)	12,989,945 (173)	35,589	1,162,492 (142)	4,637,144 (164)	38,643	1,162,492 (142)	38,750
Cargo volume handled (t)	7,323 (114)	6,753 (119)	6,964 (116)	7,767 (114)	7,150 (112)	7,151 (108)	7,322 (105)	7,441 (106)	8,823 (102)	87,507 (111)	240	6,867 (102)	6,595 (105)	7,779 (100)	87,935 (108)	241	6,982 (95)	28,223 (100)	235	6,982 (95)	233
Domestic departure	3,629 (114)	3,139 (116)	3,496 (118)	3,859 (120)	3,545 (115)	3,813 (118)	3,800 (108)	3,975 (108)	4,795 (105)	45,043 (112)	123	3,613 (103)	3,597 (107)	4,039 (98)	45,300 (110)	124	3,457 (95)	14,706 (101)	123	3,457 (95)	115
Domestic Arrival	3,694 (115)	3,614 (123)	3,468 (115)	3,908 (109)	3,605 (109)	3,338 (98)	3,522 (102)	3,466 (104)	4,028 (98)	42,464 (109)	116	3,254 (100)	2,998 (103)	3,740 (103)	42,635 (106)	117	3,525 (95)	13,517 (100)	113	3,525 (95)	117

1. Figures in brackets indicate YoY comparison (previous year's results defined as 100)
2. "Others" in "aircraft movements" includes cargo flights, ferry flights, fueling/private/special aircraft and rotorcraft.
Aircraft movements of cargo flights: 5 in Mar. 2022 (2022 Total...5)
3. All figures are based on research by Kansai Airports.

KOBE Traffic Report

	2022											2023									
	FY2022											FY2023									
	Final figures																				
	Apr	May	Jun	Jul	Aug	Sep	Oct	Nov	Dec	CY2022 Total	Daily ave.	Jan	Feb	Mar	FY2022 Total	Daily ave.	Apr	CY2023 Total	Daily ave.	FY2023 Total	Daily ave.
Domestic aircraft movements	2,570 (93)	2,665 (135)	2,666 (136)	3,081 (121)	3,109 (116)	2,769 (118)	3,106 (129)	2,858 (97)	3,058 (100)	33,270 (118)	91.2	2,812 (101)	2,755 (143)	3,014 (113)	34,463 (115)	94.4	2,788 (108)	11,369 (114)	94.7	2,788 (108)	92.9
Passenger flights	2,042 (97)	2,217 (149)	2,150 (166)	2,466 (134)	2,461 (118)	2,195 (128)	2,356 (147)	2,273 (105)	2,338 (104)	25,985 (128)	71.2	2,320 (109)	2,114 (161)	2,348 (114)	27,280 (124)	74.7	2,229 (109)	9,011 (120)	75.1	2,229 (109)	74.3
Others	528 (79)	448 (93)	516 (77)	615 (88)	648 (112)	574 (91)	750 (93)	585 (75)	720 (91)	7,285 (93)	20.0	492 (73)	641 (104)	666 (109)	7,183 (90)	19.7	559 (106)	2,358 (97)	19.7	559 (106)	18.6
No. of passengers on domestic flights	173,628 (134)	206,812 (251)	215,697 (238)	265,021 (186)	299,259 (192)	256,541 (220)	293,612 (182)	286,507 (129)	279,040 (123)	2,701,485 (166)	7,401	253,485 (154)	263,184 (300)	316,365 (183)	3,109,151 (177)	8,518	262,558 (151)	1,095,592 (183)	9,130	262,558 (151)	8,752

1. Figures in brackets indicate YoY comparison (previous year's results defined as 100)
2. "Others" in "aircraft movements" includes ferry flights, fueling/private/special aircraft and rotorcraft.
3. Pax for domestic flights include infants.
4. International flights operated: 2 in Nov. 2022 (2022 Total...2, FY2022 Total...2)
5. All figures are based on research by Kansai Airports Kobe.

[Reference: Results of major categories and comparison with pre-Covid levels]

[KIX]	Apr-22	May-22	Jun-22	Jul-22	Aug-22	Sep-22	Oct-22	Nov-22	Dec-22	Jan-23	Feb-23	Mar-23	FY2022 Total	Apr-23	FY2023 Total
Total aircraft movements	6,674 (38)	7,127 (40)	7,526 (44)	8,324 (46)	8,484 (46)	7,910 (47)	8,785 (53)	9,768 (58)	10,607 (60)	10,464 (58)	10,226 (66)	12,016 (69)	107,911 (52)	12,231 (70)	12,231 (70)
1. International aircraft movements	2,955 (22)	3,041 (22)	3,448 (26)	3,591 (26)	3,740 (27)	3,683 (29)	4,284 (34)	5,544 (43)	6,242 (45)	6,227 (45)	6,197 (52)	7,496 (56)	56,448 (36)	8,227 (62)	8,227 (62)
1-1. Passenger aircraft movements	622 (5)	771 (6)	916 (8)	1,167 (9)	1,366 (11)	1,424 (12)	2,120 (19)	3,273 (28)	4,037 (33)	4,548 (36)	4,366 (40)	5,120 (43)	29,730 (21)	6,052 (51)	6,052 (51)
1-2. Freightier aircraft movements	2,278 (196)	2,220 (196)	2,468 (223)	2,375 (194)	2,303 (196)	2,197 (191)	2,059 (174)	2,141 (172)	2,082 (162)	1,571 (146)	1,750 (180)	2,223 (179)	25,667 (184)	2,005 (173)	2,005 (173)
2. Domestic aircraft movements	3,719 (91)	4,086 (97)	4,078 (101)	4,733 (108)	4,744 (106)	4,227 (105)	4,501 (114)	4,224 (108)	4,365 (109)	4,237 (103)	4,029 (111)	4,520 (110)	51,463 (105)	4,004 (98)	4,004 (98)
Total passenger traffic	441,802 (16)	502,829 (18)	527,532 (19)	653,713 (23)	717,825 (25)	651,977 (26)	888,974 (35)	1,139,070 (45)	1,355,291 (53)	1,393,802 (53)	1,462,711 (58)	1,756,841 (61)	11,492,367 (36)	1,651,773 (60)	1,651,773 (60)
1. International passenger traffic	55,561 (2.6)	62,314 (2.9)	72,803 (3.4)	106,825 (4.9)	148,973 (6.7)	149,061 (7.9)	305,272 (15.6)	578,549 (29.2)	795,040 (39.8)	891,469 (43.4)	910,479 (45.9)	1,058,670 (47.1)	5,135,016 (20.6)	1,127,115 (52.1)	1,127,115 (52.1)
1-1. Japanese passengers	19,337 (3.3)	20,840 (3.2)	30,591 (5.1)	50,904 (8.1)	77,609 (9.4)	74,173 (10.6)	94,957 (15.1)	103,210 (16.0)	125,810 (19.3)	130,843 (21.8)	165,859 (28.6)	248,328 (29.7)	1,142,461 (14.4)	163,210 (27.9)	163,210 (27.9)
1-2. Non-Japanese passengers	36,196 (2.3)	41,392 (2.8)	42,080 (2.7)	55,583 (3.6)	71,080 (5.1)	74,434 (6.4)	209,625 (16.0)	474,359 (35.9)	666,712 (50.3)	756,158 (53.1)	742,652 (53.7)	808,116 (57.6)	3,978,387 (23.6)	960,417 (61.2)	960,417 (61.2)
2. Domestic passenger traffic	386,241 (68)	440,515 (74)	454,729 (82)	546,888 (89)	568,852 (87)	502,916 (85)	583,702 (103)	560,521 (99)	560,251 (101)	502,333 (91)	552,232 (105)	698,171 (109)	6,357,351 (91)	524,658 (92)	524,658 (92)
Total cargo volume	66,338 (101)	62,966 (101)	67,867 (115)	66,492 (102)	63,110 (101)	66,636 (102)	66,401 (99)	63,814 (91)	68,403 (102)	49,286 (89)	55,134 (105)	65,786 (94)	762,233 (100)	60,255 (92)	60,255 (92)
1. International cargo volume	65,816 (102)	62,574 (103)	67,371 (117)	65,876 (103)	62,464 (102)	65,964 (103)	65,661 (100)	63,014 (91)	67,319 (102)	48,552 (89)	54,338 (106)	64,748 (94)	753,697 (101)	59,365 (92)	59,365 (92)
[ITM]	Apr-22	May-22	Jun-22	Jul-22	Aug-22	Sep-22	Oct-22	Nov-22	Dec-22	Jan-23	Feb-23	Mar-23	FY2022 Total	Apr-23	FY2023 Total
Domestic aircraft movements	10,585 (94)	11,664 (100)	11,261 (99)	11,914 (99)	12,528 (102)	10,938 (97)	11,648 (104)	11,311 (100)	11,876 (100)	11,653 (99)	10,481 (99)	11,766 (100)	137,625 (99)	11,302 (100)	11,302 (100)
Domestic passenger traffic	816,802 (63)	918,266 (66)	911,018 (70)	1,017,196 (73)	1,161,845 (72)	984,500 (71)	1,222,864 (89)	1,281,454 (88)	1,201,348 (86)	1,065,530 (83)	1,070,937 (89)	1,338,185 (93)	12,989,945 (78)	1,162,492 (89)	1,162,492 (89)
[UKB]	Apr-22	May-22	Jun-22	Jul-22	Aug-22	Sep-22	Oct-22	Nov-22	Dec-22	Jan-23	Feb-23	Mar-23	FY2022 Total	Apr-23	FY2023 Total
Domestic aircraft movements	2,570 (104)	2,665 (101)	2,666 (110)	3,081 (120)	3,109 (114)	2,769 (99)	3,106 (111)	2,858 (101)	3,058 (100)	2,812 (101)	2,755 (125)	3,014 (121)	34,463 (108)	2,788 (113)	2,788 (113)
Domestic passenger traffic	173,628 (68)	206,812 (75)	215,697 (82)	265,021 (94)	299,259 (91)	256,541 (85)	293,612 (100)	286,507 (96)	279,040 (98)	253,485 (90)	263,184 (107)	316,365 (110)	3,109,151 (91)	262,558 (104)	262,558 (104)

* Comparison with February 2019 - January 2020 which was before the COVID pandemic.

【Reference Data】Kansai international Airport Int'l Passenger flight analysis by region

*Data source: KIX AODB (Airport Operational Data Base)

①Movements by region

(Unit: 1)

KIX Int'l PAX flight Movements by region	FY2023													FY2023 Total
	Apr	May	Jun	Jul	Aug	Sep	Oct	Nov	Dec	Jan	Feb	Mar		
China	807 (21)	—	—	—	—	—	—	—	—	—	—	—	807 (21)	
Hong Kong and Macau	635 (58)	—	—	—	—	—	—	—	—	—	—	—	635 (97)	
Taiwan	834 (74)	—	—	—	—	—	—	—	—	—	—	—	834 (111)	
South Korea	2,292 (74)	—	—	—	—	—	—	—	—	—	—	—	2,292 (102)	
South East Asia	1,070 (64)	—	—	—	—	—	—	—	—	—	—	—	1,070 (104)	
Hawaii, Oceania and Guam	202 (38)	—	—	—	—	—	—	—	—	—	—	—	202 (9)	
Others (North America, Europe, Middle East and others)	212 (37)	—	—	—	—	—	—	—	—	—	—	—	212 (68)	
Total	6,052 (51)	—	—	—	—	—	—	—	—	—	—	—	6,052 (82)	

1. Figures in parenthesis indicate comparison with the period from February 2019 to January 2020, which was before COVID-19.

②Pax by region

(Unit: Thousand)

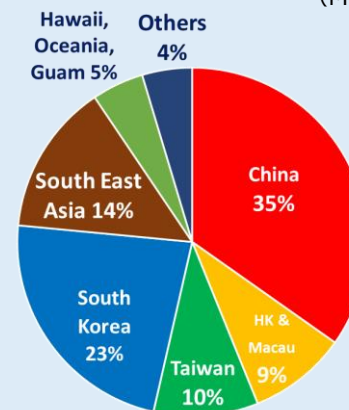
① Pax by Region	KIX Int'l PAX flight PAX No. by region	② FY2023												FY2023 Total
		Apr	May	Jun	Jul	Aug	Sep	Oct	Nov	Dec	Jan	Feb	Mar	
China	66	—	—	—	—	—	—	—	—	—	—	—	66	
Hong Kong and Macau	134	—	—	—	—	—	—	—	—	—	—	—	134	
Taiwan	179	—	—	—	—	—	—	—	—	—	—	—	179	
South Korea	418	—	—	—	—	—	—	—	—	—	—	—	418	
South East Asia	243	—	—	—	—	—	—	—	—	—	—	—	243	
Hawaii, Oceania and Guam	28	—	—	—	—	—	—	—	—	—	—	—	28	
Others (North America, Europe, Middle East and others)	55	—	—	—	—	—	—	—	—	—	—	—	55	
Total	1,124	—	—	—	—	—	—	—	—	—	—	—	1,124	

1. This data is based on passenger volume data from airlines and differs slightly from the total number of PAX on international flights in the Traffic Report, which is based on data published by the Kansai Airport Branch of the Osaka Immigration and Immigration Bureau.

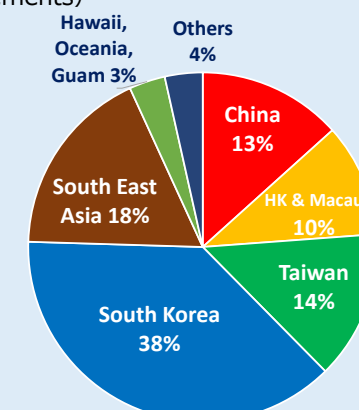
2. Kansai International Airport AODB has been fully introduced from 2023, and there is no data on PAX by region before then.

Share by region

(Movements)



(Reference) Jan. 2019 to Dec. 2019

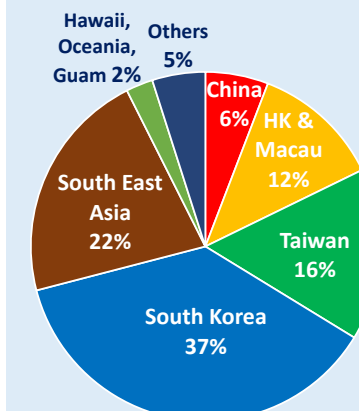


April 2023

*About Kansai International Airport AODB

AODB is the central database that allows us to aggregate and integrate various data related to airport operations. It enables us to share information in real time with airport stakeholders, including the Civil Aviation Bureau, airlines, and transport operators. Kansai International Airport have fully introduced AODB from 2023 and we aim to optimize the allocation of airport resources.

(Passengers)



April 2023



Kansai Airports was established by a consortium made up of VINCI Airports and ORIX Corporation as its core members. Kansai Airports took over the operations of Kansai International Airport ("KIX") and Osaka International Airport ("ITAMI") from New Kansai International Airport Company ("NKIAC") and has been operating the two airports since April 1, 2016.

Kansai Airports Kobe, Kansai Airports' wholly-owned subsidiary, took over the operations of Kobe Airport ("KOBE") from Kobe City and started its business as an operating company on April 1, 2018.

Under the concept of "One Kansai Airports Group", Kansai Airports group strives to continuously improve its services for all airport guests through appropriate investments and efficient operations, with safety and security being the top priority. Kansai Airports group aims to maximize the potential of the three airports, for the benefit of the communities they serve.

For more information, please visit : <http://www.kansai-airports.co.jp/en/>

Kansai Airports

Location	1-banchi, Senshu-kuko kita, Izumisano-shi, Osaka	Shareholders	ORIX 40%, VINCI Airports 40%, Other investors 20% ¹
Company Representatives	Representative Director and CEO: Yoshiyuki Yamaya Representative Director and Co-CEO: Benoit Rulleau		
Business Scope	Operation and management services, etc. of Kansai International Airport and Osaka International Airport		

Kansai Airports Kobe

Location	1-ban, Kobe-kuko, Chuo-ku, Kobe-shi, Hyogo	Shareholder	Kansai Airports 100%
Company Representatives	Representative Director and CEO: Yoshiyuki Yamaya Representative Director and Co-CEO: Benoit Rulleau		
Business Scope	Operation and management services, etc. of Kobe Airport		



ORIX Corporation is a financial services group which provides innovative products and services to its customers by constantly pursuing new businesses.

Established in 1964, from its start in the leasing business, ORIX has advanced into neighboring fields and is presently undertaking a wide range of businesses such as corporate finance, industrial/ICT equipment, environment and energy, automobile-related, real estate-related, private equity investment and concession, banking and life insurance businesses. Since entering Hong Kong in 1971, ORIX has been operating its businesses globally by establishing locations in about 30 countries and regions across the world.

Going forward, ORIX intends to utilize its strengths and expertise of always generating new value to contribute to society by engaging in corporate activities that instill vitality in its companies and workforce based on ORIX's unique business model that continues to evolve perpetually.

For more details, please visit our website: <https://www.orix.co.jp/grp/en/>



The world's leading private airport operator, VINCI Airports operates more than 65 airports in 12 countries in Europe, Asia and the Americas. Thanks to its expertise as a global integrator, VINCI Airports develops, finances, builds and manages airports by providing its investment capacity and its know-how in optimizing operational performance, modernizing infrastructures and managing their operations and environmental transition. VINCI Airports is the first airport operator to have committed to a global international environmental strategy in 2016, to achieve the goal of net zero emissions across its entire network by 2050.

For more details, please visit our website: www.vinci-airports.com

¹ ASICS Corporation; Iwatani Corporation; Osaka Gas Co., Ltd.; Obayashi Corporation; OMRON Corporation; The Kansai Electric Power Company, Incorporated; Kintetsu Group Holding Co., Ltd.; Keihan Holdings Co., Ltd.; Suntory Holdings Limited; JTB Corp.; Sekisui House, Ltd.; Daikin Industries, Ltd.; Daiwa House Industry Co., Ltd.; Takenaka Corporation; Nankai Electric Railway Co., Ltd.; NIPPON TELEGRAPH AND TELEPHONE WEST CORPORATION; Panasonic Holdings Corporation; Hankyu Hanshin Holdings, Inc.; Rengo Co., Ltd.; The Senshu Ikeda Bank, Ltd.; Kiyo Holdings, Inc.; The Bank of Kyoto, Ltd.; THE SHIGA BANK, LTD.; The Nanto Bank, Ltd.; Nippon Life Insurance Company; Mizuho Bank, Ltd.; Sumitomo Mitsui Trust Bank, Limited; MUFG Bank, Ltd.; Resona Bank, Limited; and the Private Finance Initiative Promotion Corporation of Japan.