



FY2022 Half-year Consolidated Financial Results
Despite the continued impact of COVID-19, profit improved from LY

Kansai Airports today announced its half-year consolidated financial results for the fiscal year ended March 31, 2022, posting operating revenues of 41.2 billion yen, operating loss of 12.2 billion yen, ordinary loss of 17.4 billion yen and net loss of 12.8 billion yen.

In this fiscal year, air passenger demand is steadily recovering due to the gradual easing of immigration restrictions and the easing of restrictions on movement in Japan. Although the situation remains difficult, operating revenue increased by 34% compared to the previous year. In addition, KAP continues to reduce expenses including staff costs, and operating profit increased by 5.3 billion yen, ordinary profit by 4.7 billion yen, and net profit by 3.0 billion yen.

Consolidated Profit and Loss Statement

(in billion yen)

Item	Apr. 2021- Sept. 2021	Apr. 2022- Sept. 2022	Increase (Decrease)	Change (%)
Operating Revenues	30.7	41.2	10.5	+34%
Operating Expenses	(26.9)	(31.6)	(4.8)	+18%
EBITDA	3.8	9.6	5.7	+150%
Depreciation & Amortization	(21.3)	(21.8)	(0.6)	+2%
Operating Profit/Loss	(17.4)	(12.2)	5.3	-
Ordinary Profit/Loss	(22.1)	(17.4)	4.7	-
Net Profit/Loss ¹	(15.8)	(12.8)	3.0	-

¹ Net Profit/Loss: Net Profit/Loss Attributable to Company Shareholders

Aviation Traffic

Domestic traffic is approaching the level of 2019 traffic and international traffic is recovering slowly due to the gradual relaxation of immigration restrictions and covid 19 measures. Although the situation remains difficult, the total aircraft movements at the three airports was 132 thousand, and the number of air passengers was 10.72 million; an increase of 40% and 114%, respectively, compared to the previous year.

Item	Apr. 2021- Sept. 2021	Apr. 2022- Sept. 2022	Increase (Decrease)	Change (%)
ATMs (in thousands)	94	132	38	+40%
KIX	33	46	13	+38%
ITAMI	47	69	22	+48%
KOBE	14	17	3	+18%
PAX (in millions)	5.02	10.72	5.71	+114%
KIX	1.42	3.50	2.08	+147%
ITAMI	2.88	5.81	2.93	+102%
KOBE	0.72	1.42	0.70	+97%

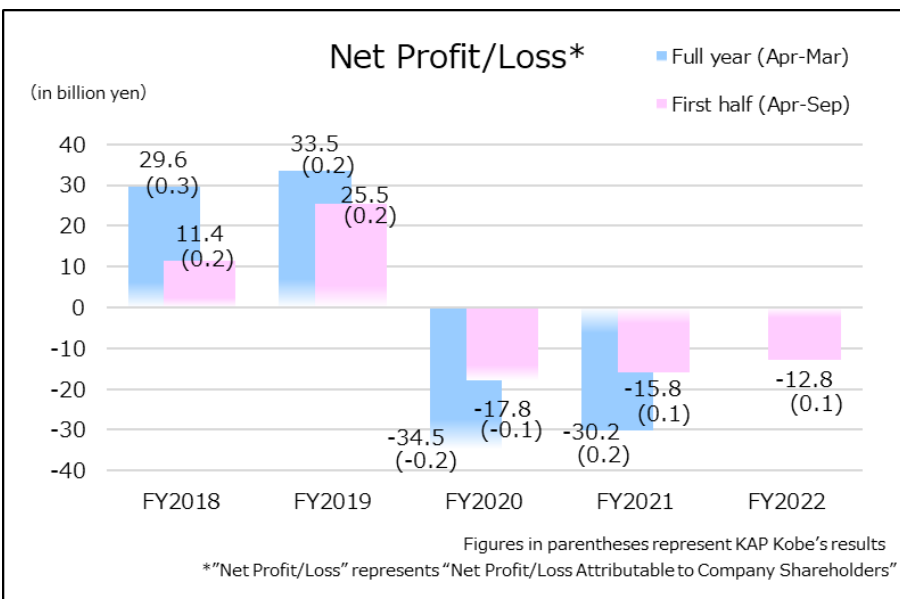
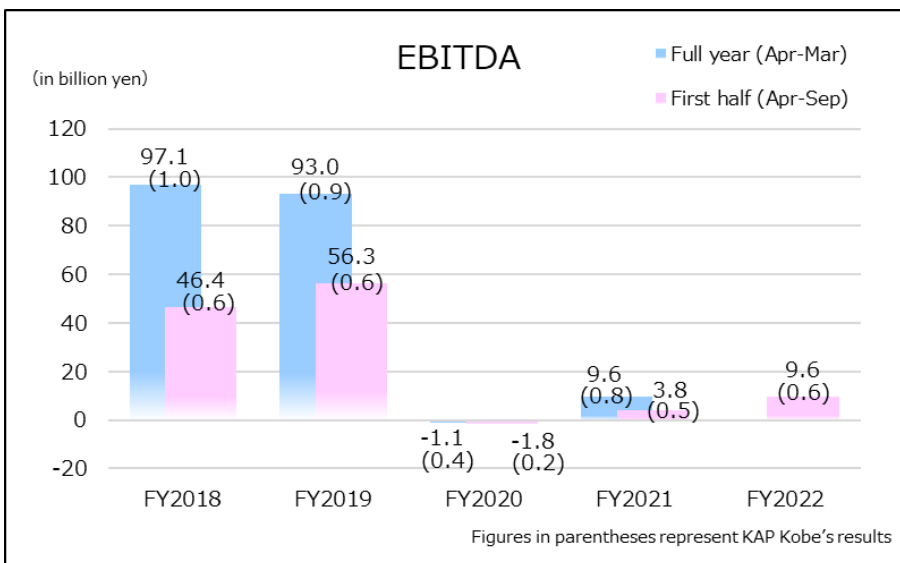
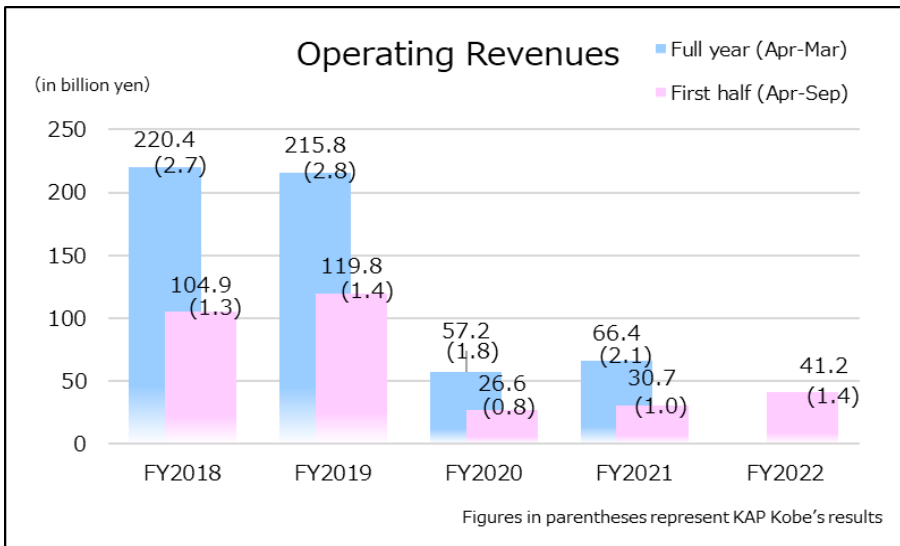
Consolidated Balance Sheet

As of September 30 2022, total assets were 1,644.5 billion yen as a result of an increase in construction in progress compared to the end of the previous fiscal year. In addition, as a result of an increase mainly in accounts payable, total liabilities were 1,610.9 billion yen.

(in billion yen)

Item	As of Mar. 31, 2022	As of Sep. 30, 2022	Increase (Decrease)
Current Assets	93.5	93.2	(0.4)
Non-current Assets	1,536.8	1,551.3	14.5
Total Assets	1,630.3	1,644.5	14.1
Current Liabilities	64.1	96.5	32.5
Non-current Liabilities	1,520.5	1,514.4	(6.1)
Total Liabilities	1,584.6	1,610.9	26.3
Shareholders' Equity	44.0	31.2	(12.8)
Other Comprehensive Income	(0.1)	0.4	0.5
Non-controlling Interests	1.9	2.0	0.1
Total Net Assets	45.7	33.5	(12.2)
Total Liabilities and Net Assets	1,630.3	1,644.5	14.1

Reference: Consolidated Financial Results



Contact Information

Public Relations
 Group Corporate Communications Department
 TEL: +81-72-455-2201

Consolidated Profit and Loss Statement

From April 1, 2022 to September 30, 2022

(Unit: Million yen)

Operating revenues		41,213
Operating expenses		46,572
Gross operating loss		5,358
Selling, general and administrative expenses		6,795
Operating loss		12,154
Non-operating income		978
Interest income and dividends	252	
Subsidies for employment adjustment	289	
Other non-operating income	437	
Non-operating expenses		6,199
Interest expense	6,041	
Commissions	41	
Share of loss of entities accounted for using the equity method	106	
Other non-operating expense	9	
Ordinary loss		17,374
Special gain		80
Gain on sales of non-current assets	0	
Subsidies received	80	
Special loss		861
Loss on retirement of non-current assets	358	
Non-current assets advanced depreciation deduction	14	
Removal cost related to replacement investment	291	
Loss on valuation of merchandise inventories	196	
Loss before income taxes		18,155
Income taxes-current	218	
Income taxes-deferred	△ 5,688	
Loss		12,685
Profit attributable to non-controlling interests		94
Loss attributable to owners of the parent		12,779

Figures under one million yen are rounded down to the nearest million.

Consolidated Balance Sheet

As of September 30, 2022

(Unit: Million yen)

Assets		Liabilities	
Current assets	93,174	Current liabilities	96,519
Cash and deposits	72,062	Accounts payable - trade	666
Notes and accounts receivable-trade	6,210	Accounts payable - other	38,407
Contract assets	69	Accrued expenses	5,098
Merchandise inventories	1,546	Short-term loans payable	10,000
Raw materials and supplies	1,288	Current portion of long-term loans payable	4,042
Guarantee deposits refundable within one year	2,210	Current portion of liabilities for the right to operate public facilities	30,246
Accounts receivable - other	1,425	Income taxes payable	1,764
Other	8,368	Contract liabilities	2,598
Allowance for doubtful accounts	△ 8	Provision for bonuses	966
		Provision for point card certificates	24
		Other	2,704
Non-current assets	1,551,296	Non-current liabilities	1,514,404
Property, plant and equipment	58,434	Bonds payable	4,860
Buildings and structures	3,557	Long-term loans payable	207,775
Machinery, equipment and vehicles	10,837	Liabilities for the right to operate public facilities	1,237,064
Tools, furniture and fixtures	5,402	Provision for special repairs	49,613
Land	603	Liability for retirement benefits	5,991
Construction in progress	37,944	Other	9,099
Other	88		
Intangible assets	1,358,907		
Right to operate public facilities	1,294,987		
Replacement investment assets	61,862	Total liabilities	1,610,923
Other	2,057		
Investments and other assets	133,954	Net assets	
Investment securities	1,072	Shareholders' equity	31,181
Asset for retirement benefits	280	Capital stock	25,000
Guarantee deposits	89,517	Capital surplus	25,000
Deferred tax assets	42,421	Retained earnings	△ 18,818
Other	932	Accumulated other comprehensive	388
Allowance for doubtful accounts	△ 269	Deferred gains or losses on hedge	388
		Non-controlling interests	1,977
		Total net assets	33,546
Total assets	1,644,470	Total liabilities and net assets	1,644,470

Figures under one million yen are rounded down to the nearest million.



Kansai Airports was established by a consortium made up of VINCI Airports and ORIX Corporation as its core members. Kansai Airports took over the operations of Kansai International Airport (“KIX”) and Osaka International Airport (“ITAMI”) from New Kansai International Airport Company (“NKIAC”) and has been operating the two airports since April 1, 2016.

Kansai Airports Kobe, Kansai Airports’ wholly-owned subsidiary, took over the operations of Kobe Airport (“KOBE”) from Kobe City and started its business as an operating company on April 1, 2018.

Under the concept of “One Kansai Airports Group”, Kansai Airports group strives to continuously improve its services for all airport guests through appropriate investments and efficient operations, with safety and security being the top priority. Kansai Airports group aims to maximize the potential of the three airports, for the benefit of the communities they serve.

For more information, please visit : <http://www.kansai-airports.co.jp/en/>

Kansai Airports

Location	1-banchi, Senshu-kuko kita, Izumisano-shi, Osaka	Shareholders	ORIX 40%, VINCI Airports 40%, Other investors 20% ¹
Company Representatives	Representative Director and CEO:Yoshiyuki Yamaya Representative Director and Co-CEO: Benoit Rulleau		
Business Scope	Operation and management services, etc. of Kansai International Airport and Osaka International Airport		

Kansai Airports Kobe

Location	1-ban, Kobe-kuko, Chuo-ku, Kobe-shi, Hyogo	Shareholder	Kansai Airports 100%
Company Representatives	Representative Director and CEO: Yoshiyuki Yamaya Representative Director and Co-CEO: Benoit Rulleau		
Business Scope	Operation and management services, etc. of Kobe Airport		



ORIX Corporation is a financial services group which provides innovative products and services to its customers by constantly pursuing new businesses.

Established in 1964, from its start in the leasing business, ORIX has advanced into neighboring fields and is presently undertaking a wide range of businesses such as corporate finance, industrial/ICT equipment, environment and energy, automobile-related, real estate-related, private equity investment and concession, banking and life insurance businesses. Since entering Hong Kong in 1971, ORIX has been operating its businesses globally by establishing locations in about 30 countries and regions across the world.

Going forward, ORIX intends to utilize its strengths and expertise of always generating new value to contribute to society by engaging in corporate activities that instill vitality in its companies and workforce based on ORIX’s unique business model that continues to evolve perpetually.

For more details, please visit our website: <https://www.orix.co.jp/grp/en/>



The world’s leading private airport operator, VINCI Airports operates 53 airports in 12 countries in Europe, Asia and the Americas. Thanks to its expertise as a global integrator, VINCI Airports develops, finances, builds and manages airports by providing its investment capacity and its know-how in optimizing operational performance, modernizing infrastructures and managing their operations. environmental transition. VINCI Airports is the first airport operator to have committed to an international environmental strategy in 2016, to achieve the goal of net zero emissions across its entire network by 2050.

For more details, please visit our website: www.vinci-airports.com

¹ ASICS Corporation; Iwatani Corporation; Osaka Gas Co., Ltd.; Obayashi Corporation; OMRON Corporation; The Kansai Electric Power Company, Incorporated; Kintetsu Group Holding Co., Ltd.; Keihan Holdings Co., Ltd.; Suntory Holdings Limited; JTB Corp.; Sekisui House, Ltd.; Daikin Industries, Ltd.; Daiwa House Industry Co., Ltd.; Takenaka Corporation; Nankai Electric Railway Co., Ltd.; NIPPON TELEGRAPH AND TELEPHONE WEST CORPORATION; Panasonic Corporation; Hankyu Hanshin Holdings, Inc.; Rengo Co., Ltd.; The Senshu Ikeda Bank, Ltd.; Kiyo Holdings, Inc.; The Bank of Kyoto, Ltd.; THE SHIGA BANK, LTD.; The Nanto Bank, Ltd.; Nippon Life Insurance Company; Mizuho Bank, Ltd.; Sumitomo Mitsui Trust Bank, Limited; MUFG Bank, Ltd.; Resona Bank, Limited; and the Private Finance Initiative Promotion Corporation of Japan.

Interim Consolidated Financial Results for FY2022





December 15, 2022



Shaping a New Journey



Agenda

-  **Overview of Consolidated Financial Results**
-  **Revenue Drivers**
-  **Initiatives in FY2022**
-  **Q&A**





Overview of Consolidated Financial Results

Despite the continued impact of COVID-19, profit improved from LY

1. Compared to the previous year, despite the continued impact of COVID-19 pandemic, air travel demand increased steadily due to the gradual relaxation of immigration restrictions and restrictions on movement.

2. Operating revenues increased compared to last year due to an increase in the number of aircraft movements and passengers.

3. Profits improved from the previous year due to continued cost reductions.

(in billion yen)

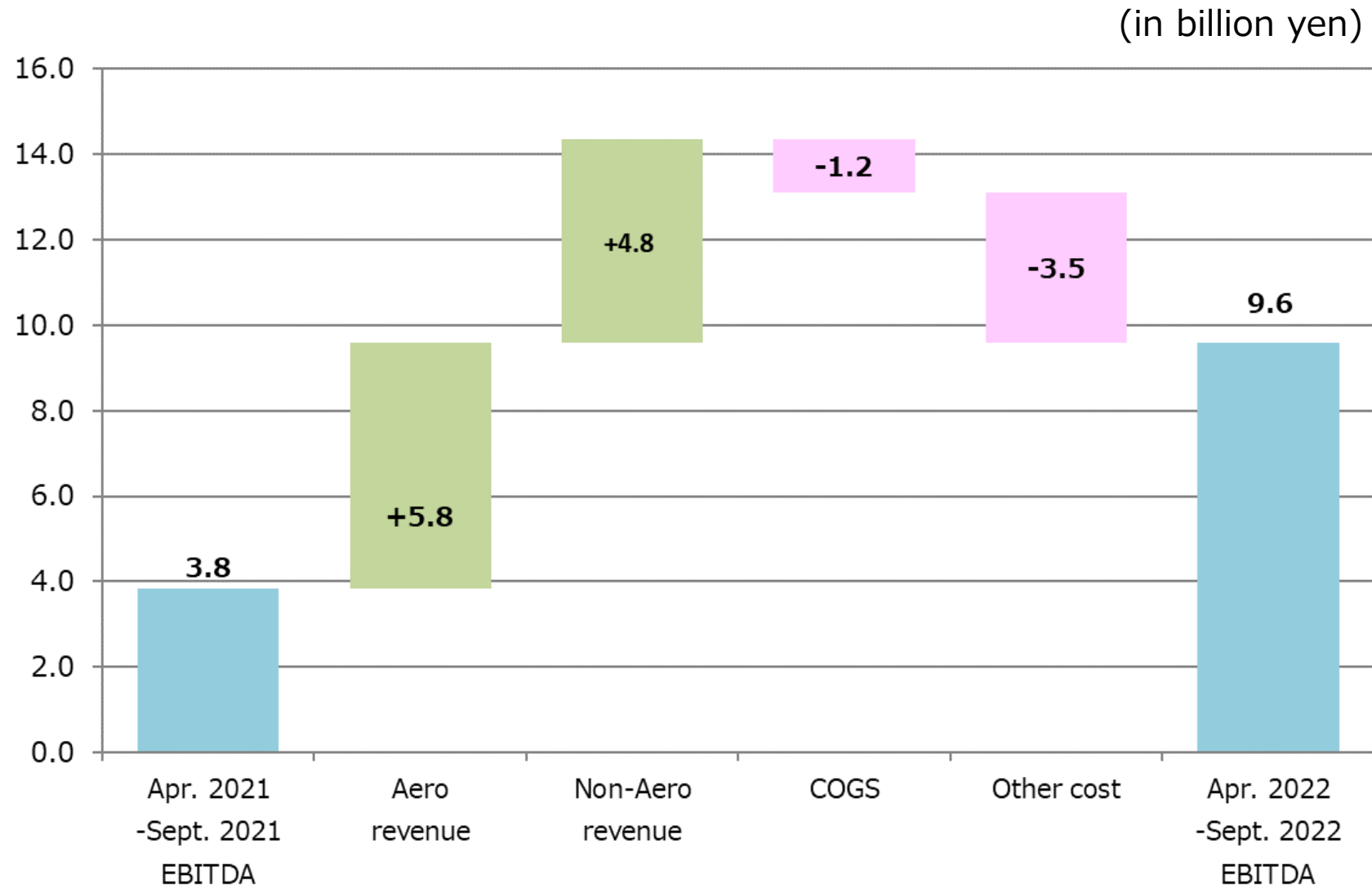
	Apr. 2021- Sept. 2021	Apr. 2022- Sept. 2022	Change	%
Operating Revenues	30.7	41.2	10.5	+34%
EBITDA	3.8	9.6	5.8	+150%
Operating Profit/Loss	(17.4)	(12.2)	5.3	-
Ordinary Profit/Loss	(22.1)	(17.4)	4.7	-
Net Profit/Loss*	(15.8)	(12.8)	3.0	-

Operating Results

(in billion yen)

	Apr. 2021 - Sept. 2021	Apr. 2022 – Sept. 2022	Increase (Decrease)	Change %	Typhoon impact
Operating Revenues	30.7	41.2	10.5	+34%	
Aero	11.9	17.7	5.8	+48%	
Non-Aero	18.8	23.5	4.8	+25%	
Operating Expenses (excl. D&A)	(26.9)	(31.6)	(4.8)	+18%	
EBITDA	3.8	9.6	5.8	+150%	
Depreciation & Amortization	(21.3)	(21.8)	(0.5)	+2%	
Operating Profit and Loss	(17.4)	(12.2)	5.3	-	
Non-operating Profit and Loss	(4.6)	(5.2)	(0.6)	-	
Ordinary Profit and Loss	(22.1)	(17.4)	4.7	-	
Extraordinary Profit and Loss	(0.5)	(0.8)	(0.3)	-	(0.5)
Income Taxes, Profit Attributable to Non-controlling Interests	6.7	5.4	(1.4)	-20%	(0.1)
Net Profit and Loss ¹	(15.8)	(12.8)	3.0	-	(0.3)

EBITDA (YoY)



Balance Sheet

(in billion yen)

	As of Mar. 31, 2022	As of Sept. 30, 2022	Increase (Decrease)
Current Assets	93.5	93.2	(0.4)
Cash and Deposits	74.5	72.1	(2.5)
Non-current Assets	1,536.8	1,551.3	14.5
TOTAL ASSETS	1,630.3	1,644.5	14.1
Current Liabilities	64.1	96.5	32.5
Non-current Liabilities	1,520.5	1,514.4	(6.1)
TOTAL LIABILITIES	1,584.6	1,610.9	26.3
Shareholders' Equity	44.0	31.2	(12.8)
Other Comprehensive Income	(0.1)	0.4	0.5
Non-controlling Interests	1.9	2.0	0.1
TOTAL NET ASSETS	45.7	33.5	(12.2)
TOTAL LIABILITIES AND NET ASSETS	1,630.3	1,644.5	14.1
Reference			
Interest-bearing Debt Balance	218.0	226.7	8.7

Right to Operate
Public Facilities

Debts concerning
Right to Operate
Public Facilities



Revenue Drivers

[Aero] Both international and domestic flights are on a recovery trend

→ Movement and the Number of Passengers

Compared to the previous year, total number of movements at the three airports increased by 40%, and the number of passengers increased by 114%, driven by recovery of domestic flights.

→ International Passenger Flight·Cargo Flight

Due to the gradual relaxation of immigration restrictions, the number of international passenger flights and the number of passengers are slowly recovering.

With the recovery of passenger flights, the number of cargo flights decreased slightly, but remained at a high level.

→ Domestic Passenger Flight of 3 airports

In the first half of FY2022, there were no restrictions on activities such as the declaration of a state of emergency, leading to a record high for domestic movements, thanks to the flights increase allowed by the slot expansion at Kobe Airport in 2019 and huge domestic movements growth from Peach in KIX.

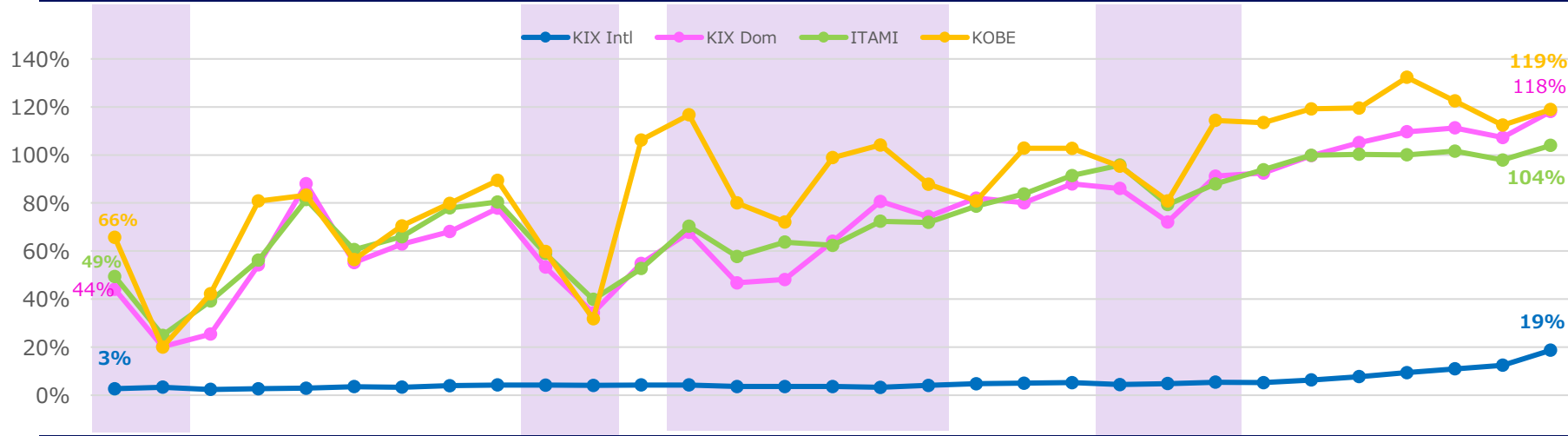
The number of passengers also increased significantly from the previous year.

	FY2021 1H	FY2022 1H	VS FY2021	%
ATMs (in thousands)	94	132	38	+40%
KIX	33	46	13	+38%
ITAMI	47	69	22	+48%
KOBE	14	17	3	+18%
Passengers (in millions)	5.02	10.72	5.71	+114%
KIX	1.42	3.50	2.08	+147%
International Passengers	0.12	0.60	0.48	+401%
Japanese	0.05	0.27	0.22	+435%
Non-Japanese	0.06	0.32	0.26	+417%
Domestic	1.30	2.90	1.60	+123%
ITAMI	2.88	5.81	2.93	+102%
KOBE	0.72	1.42	0.70	+97%

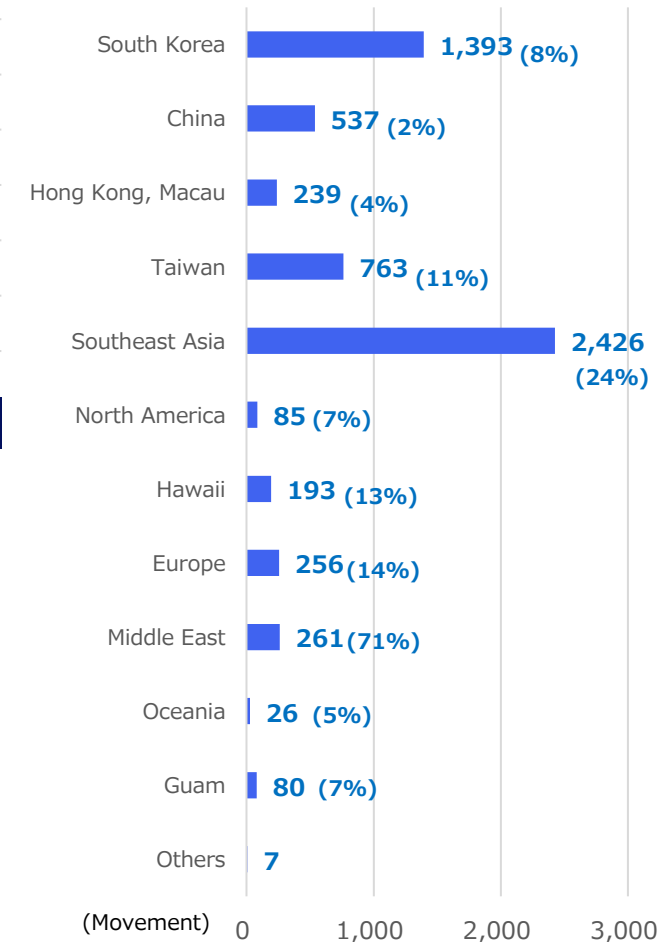
[Aero] 3 Airports Movement Traffic (vs FY2019)

indicates Months including the period of emergency declaration or pre-emergency measures in the Kansai area

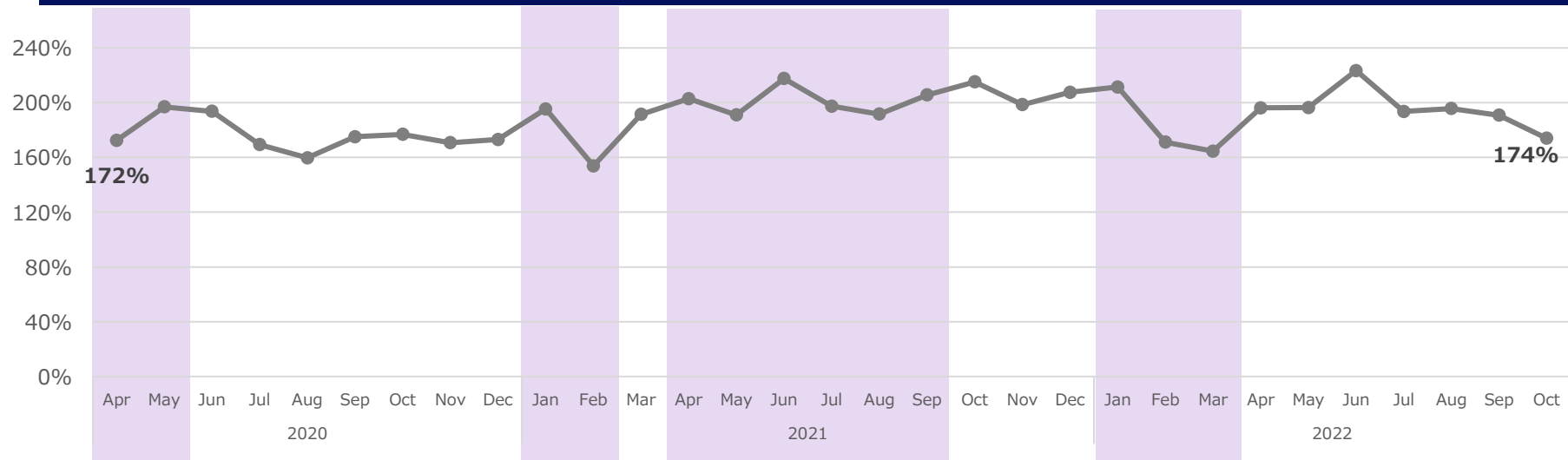
Passenger Flights* 2020.April – 2022.October



2022 April - September Number of International Passenger flights per region** & recovery rate vs FY2019



International Cargo Flights 2020.April – 2022.October

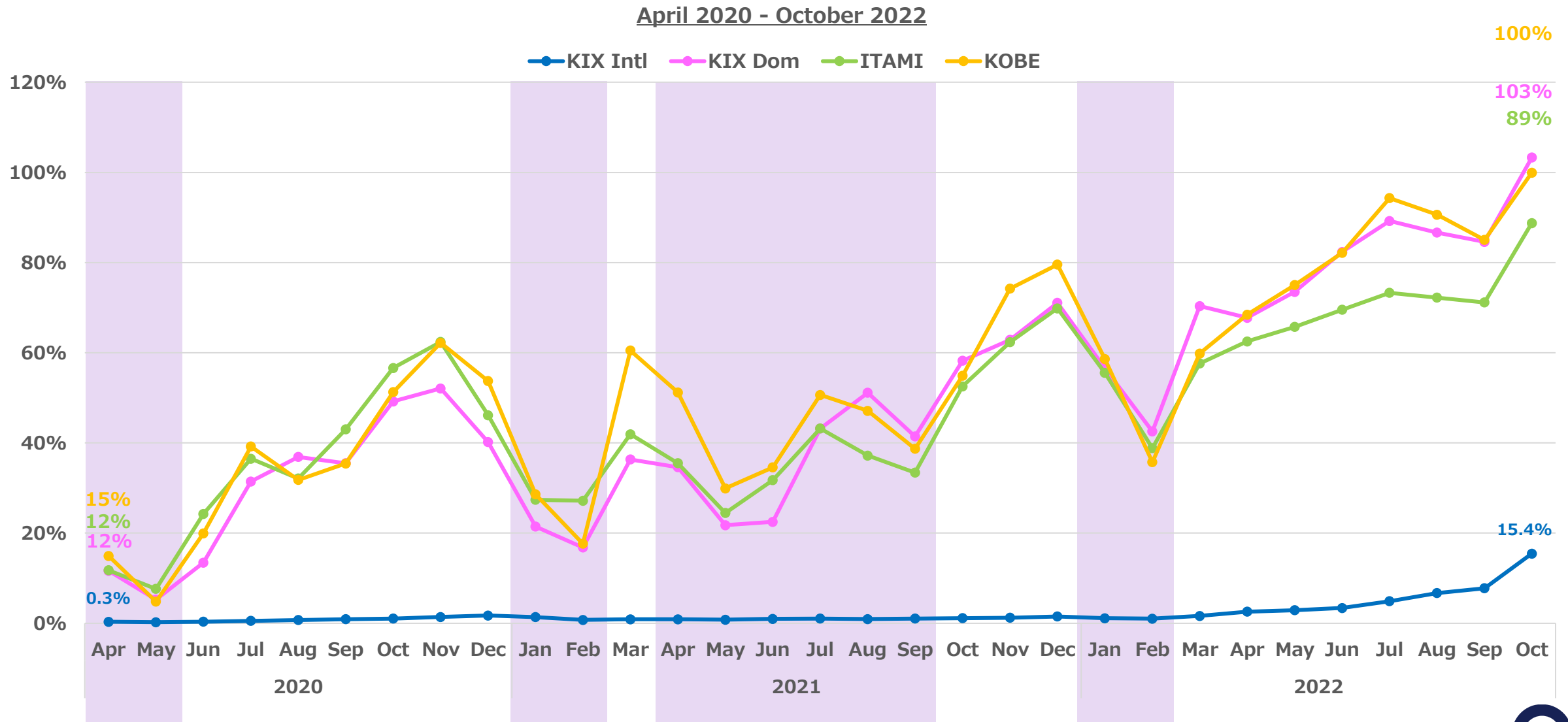


*As for passenger flights, for comparison with before the pandemic of COVID-19, comparison with FY2018 is shown in February, March in both 2021 and 2022.

**The number of passenger flights represents the number of flights registered with the Civil Aviation Bureau as passenger flights (Some of them may only transport cargo).

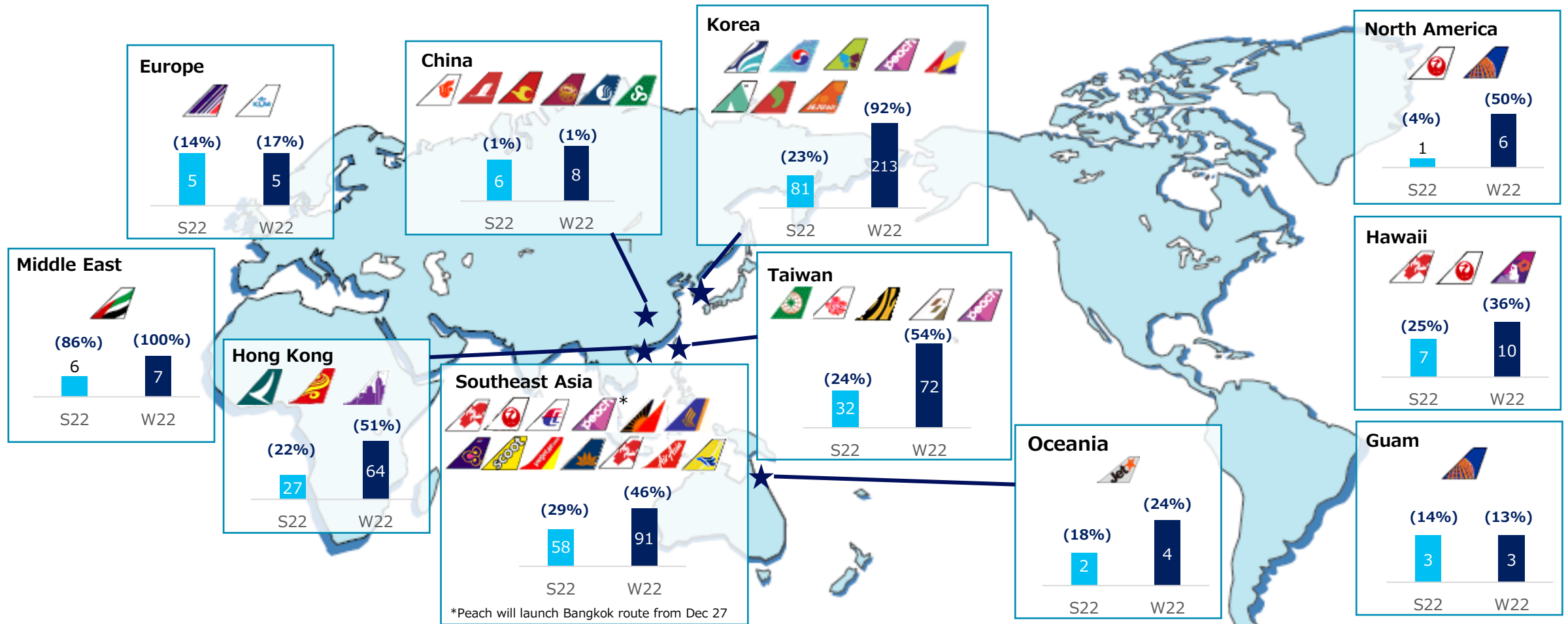
[Aero] 3 Airports Passenger Traffic (vs FY2019)

■ indicates Months including the period of emergency declaration or pre-emergency measures in the Kansai area



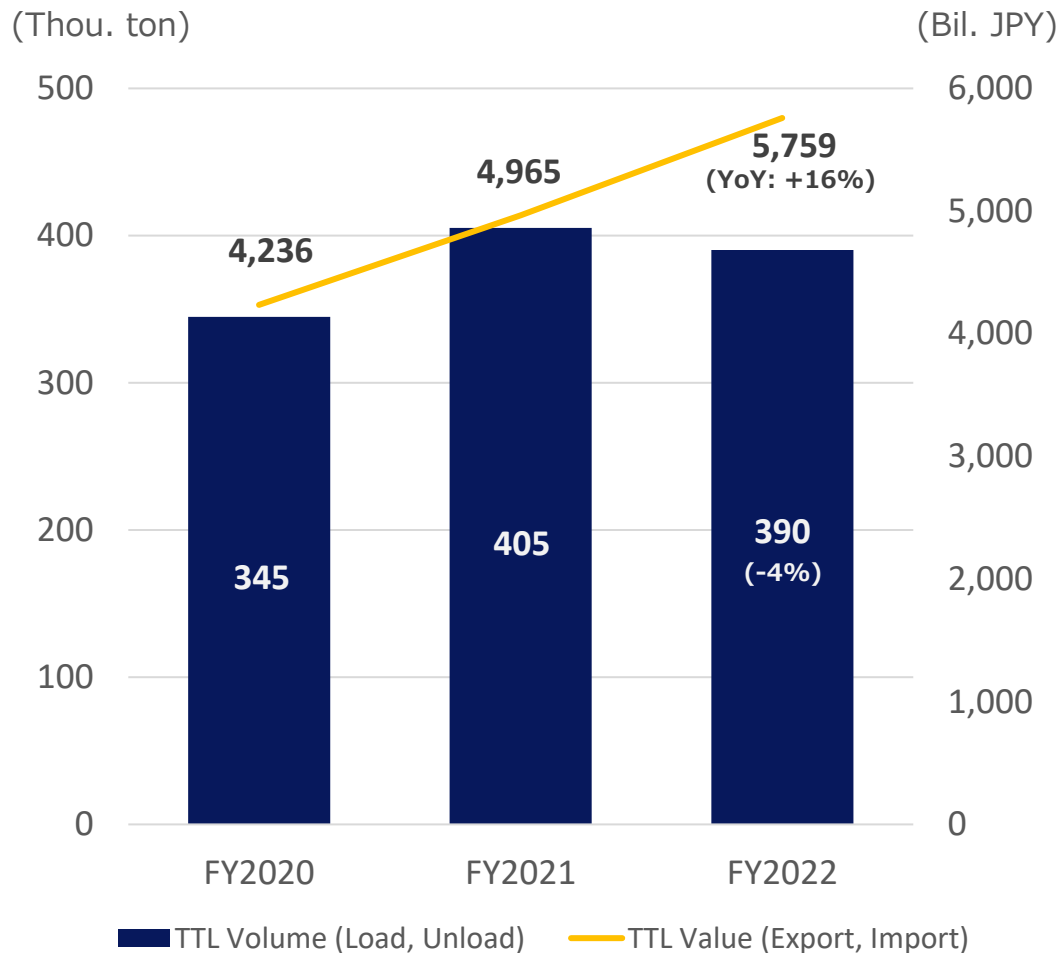
The number of International passenger flights in W22

KIX International (Flights a week) S22: 228 (16% recovery from S19) -> W22 : 483 (34% recovery from W19)



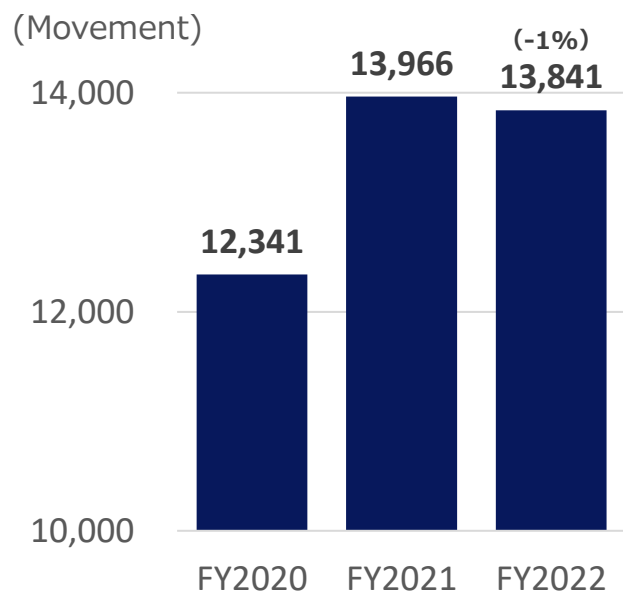
[International Cargo] ATM·Cargo Volume·Trade Value

KIX/ Int'l Cargo Volume and Value

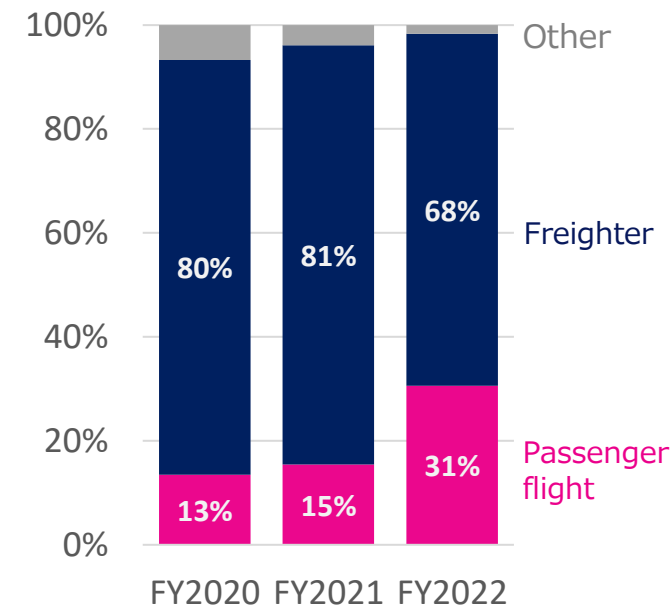


- ✧ Freighter and Passenger-Freighter movements remain at high level to cover the loss of cargo space of the cancelled passenger flights, however, the cargo flight movements of FY2022 1H have slightly decreased compared to last year.
- ✧ The cargo volume has slightly decreased compared to last year, but due to the increase in the pharmaceutical and the semiconductor-related transport, the value exceeded last year and the year before. Also, the transport relating to E-commerce keeps strong demand.

KIX/Int'l Cargo Flight Movements

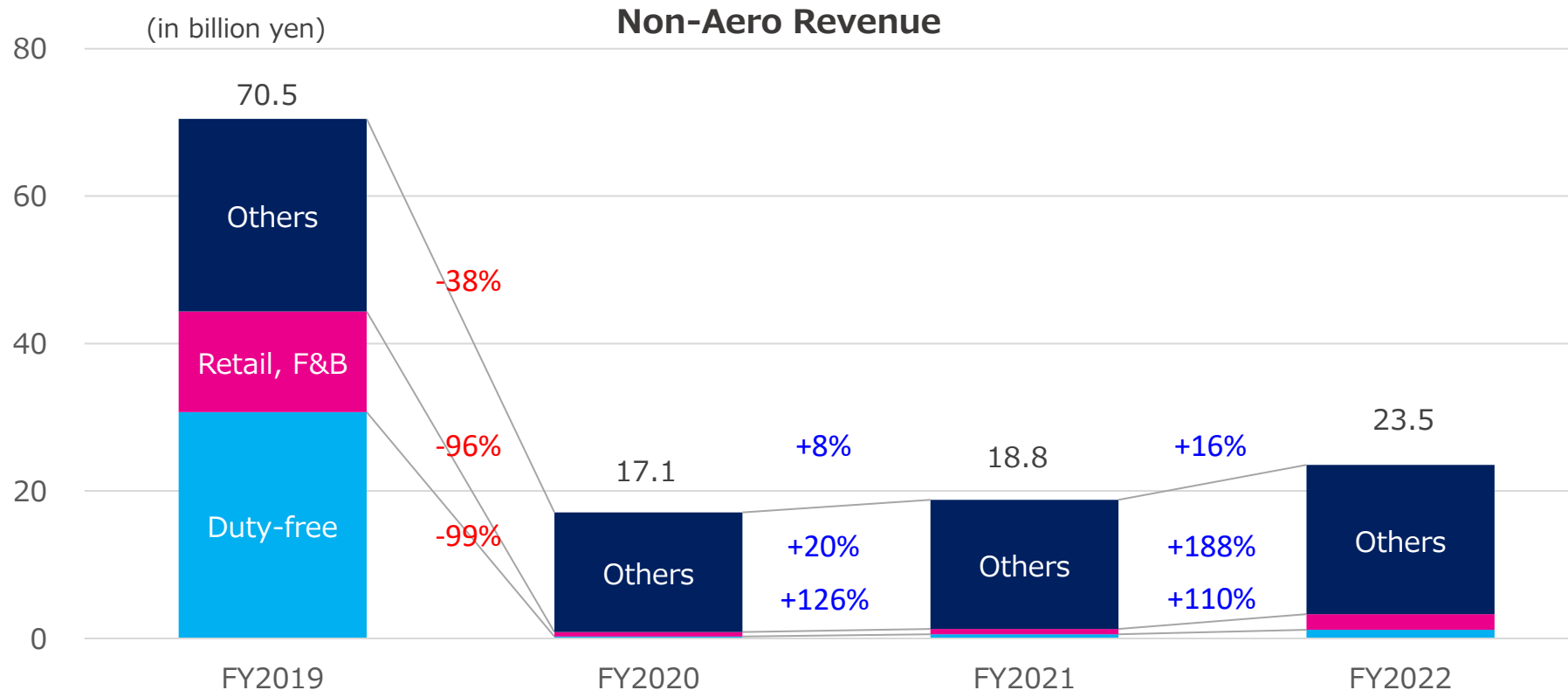


KIX/Share of Int'l Flight Movements



[Non-Aero] Slight YoY increase in half-year revenue despite COVID-19

- Amid the prolonged significant decline in passenger traffic impacted by COVID-19, Non-Aero revenue in the first half of FY2022 showed an increase of 4.8 billion yen (up 25%) year-on-year, backed by recovery in domestic passenger traffic.
- We focused on supporting store operation and promoting sales while taking strict infection prevention measures and flexibly responding to evolution of passenger traffic and changing customer needs, and thus successfully opened the new domestic area.

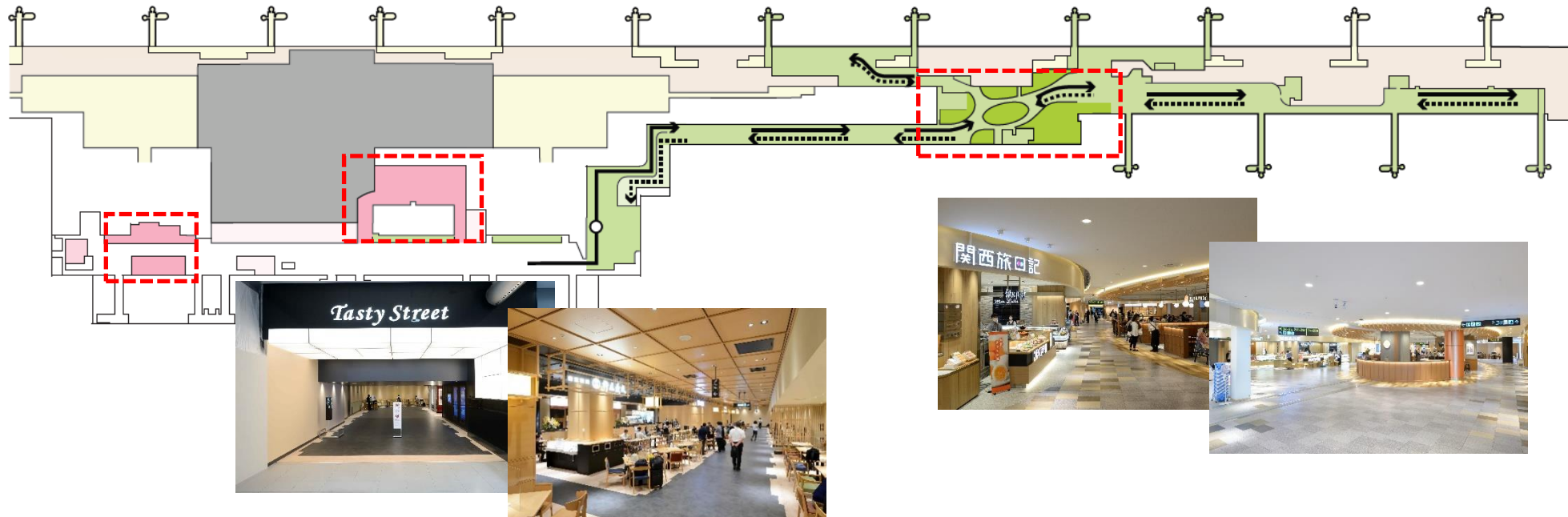


[Non-Aero] KIX T1 Renovation Phase 1: Opening of New Domestic Area

● POINT

- Landside: 7 shops will open (6 F&B and 1 retail) 【Opening on Saturday, October 1】
- Airside: 6 shops will open (4 F&B and 2 retail) 【Opening on Wednesday, October 26】
- Open a food court, popular restaurants, cafés, and other F&B shops to meet diverse needs of international/domestic customers, night stayers, workers, etc.

【Terminal 1, 2F】





Initiatives in the first half of FY2022

List of Major Initiatives in the First Half of FY2022

3 Airports

- Collaborated with Airbus to study hydrogen use in Japan (June 10)
- Concluded a basic agreement with JGC Holdings corporation to cooperate in commercialization of domestic SAF (June 29)
- Conducted a joint campaign “#Connect with the sky, connect by the sky” with domestic airports, etc (Sept 20~)

KIX

- Received Japan Society of Civil Engineers Technology Award for disaster prevention business (May 16)
- Acquired the 2nd certification of CEIV Pharma (July 7)
- Conducted parent-child environmental tours (Aug 5)

ITAMI

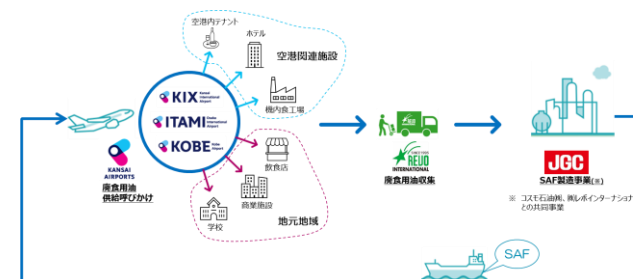
- Held ITAMI Runway Walk (July 9)
- Sold accommodation plans with excursions around airport restricted area (May 31)
- Introduced full automatic PBB system utilizing AI (June 27)

KOBE

- Held an event to commemorate 16th anniversary (June 11, 12)
- Held KOBE Runway Walk (July 23)
- Opened “MINIATURE LIFE x KOBE AIRPORT” (Sept 30)



Joint efforts with Airbus to explore use of hydrogen (3 airports)



Cooperation with JGC HD to commercialize domestic SAF (3 airports)

#空とツナガル、空でつなぐ

#Connect with the sky, connect by the sky (3 airports)



2nd CEIV Pharma Certification (KIX)



ITAMI Runway Walk (ITAMI)



MINIATURE LIFE x KOBE AIRPORT(KOBE)