



KIX, ITAMI, KOBE H1 FY2022 Traffic Report (April-September)

[Aircraft Movement: KIX, ITAMI, KOBE]

- The number of international passenger aircraft movements has been on the recovery trajectory with the gradual relaxation of entry restrictions since March 2022.
- The domestic passenger aircraft movements have recovered to pre-COVID level with easing of outing restrictions, etc. The movement hit a record high as the first half of the fiscal year due to factors such as an increase in flight numbers triggered by the expansion of movement slots at Kobe Airport in 2019.

Total aircraft movements at the three airports were 131,795 (+40% vs 2021, -31% vs 2019), of which domestic aircraft movements were 111,337^{*1} (+45% vs 2021, +1% vs 2019).

*1...The highest domestic movements of the three airports in the first half of the fiscal year so far were 110,771 in 2019.

[Passenger Traffic: KIX, ITAMI, KOBE]

- Both international and domestic passenger traffic exceeded the result of same period of the previous year along with the fact that the number of passengers entering Japan is on the increase due to the gradual relaxation of entry restrictions and the domestic passengers' mobility has been increasing.

Total passenger traffic at the three airports was 10.72 million (+114% vs 2021, -59% vs 2019).

Domestic passenger traffic at the three airports was 10.13 million (+107% vs 2021, -26% vs 2019).

[KIX Aircraft Movement]

Total aircraft movements	: <u>46,045</u> (+38% vs 2021)
International aircraft movements	: <u>20,458</u> (+18% vs 2021)
International passenger aircraft movements ^{*2}	: <u>6,266</u> (+134% vs 2021)
International freighter aircraft movements	: <u>13,841</u> (-1% vs 2021)
Domestic aircraft movements	: <u>25,587</u> (+61% vs 2021)

*2...Includes passenger flights which transported cargo only

[KIX Passenger Traffic]

Total passenger traffic	: <u>3.49 million</u> (+146% vs 2021)
International passenger traffic	: <u>0.59 million</u> (+395% vs 2021)
Japanese passengers	: <u>0.27 million</u> (+435% vs 2021)
Non-Japanese passengers	: <u>0.31 million</u> (+406% vs 2021)
Domestic passenger traffic	: <u>2.90 million</u> (+123% vs 2021)

[KIX Cargo Volume]

Total cargo volume : 393,409 tons (-4% vs 2021)

International cargo volume: 390,065 tons (-4% vs 2021)

[ITAMI Aircraft Movement・Passenger Traffic]

Domestic aircraft movements: 68,890 (+48% vs 2021)

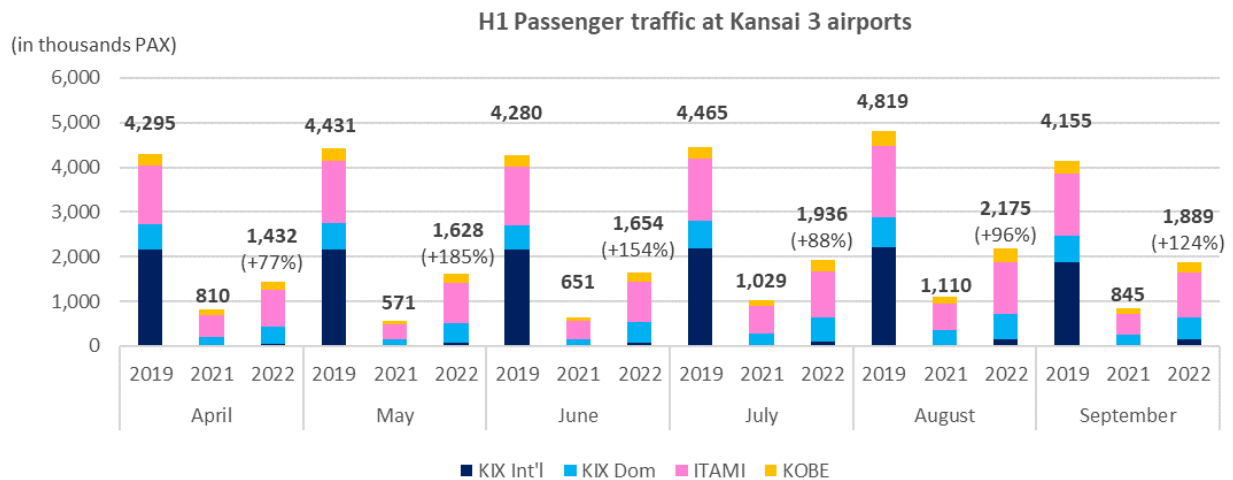
Domestic passenger traffic: 5.81 million (+102% vs 2021)

[KOBE Aircraft Movement・Passenger Traffic]

Domestic aircraft movements: 16,860 (+18% vs 2021)

Domestic passenger traffic: 1.42 million (+97% vs 2021)

Reference: Evolution of passenger traffic in the first half of fiscal year 2019, 2021 and 2022



* The figures in brackets show YoY change



KIX, ITAMI, KOBE September 2022 Traffic Report

- International passenger flights continue to be limited due to the prolonged impact of COVID-19, but the number of international passengers has been increasing due to the gradual relaxation of entry restrictions.
- The total number of domestic passengers at the three airports has been evolving steadily at around 76% compared to pre-COVID levels in 2019.
- The number of international freighter aircraft movement remains at a high level, exceeding 2,000 per month, but the volume was lower than the previous year.

[KIX Aircraft Movement]

Total aircraft movements	: <u>7,910</u> (+32% vs 2021)
International aircraft movements	: <u>3,683</u> (+22% vs 2021)
International passenger aircraft movements* ¹	: <u>1,424</u> (+208% vs 2021)
International freighter aircraft movements	: <u>2,197</u> (-7% vs 2021)
Domestic aircraft movements	: <u>4,227</u> (+42% vs 2021)

*1 Includes passenger flights which transported cargo only

[KIX Passenger Traffic]

Total passenger traffic	: <u>648,397</u> (+144% vs 2021)
International passenger traffic	: <u>145,481</u> (+647% vs 2021)
Japanese passengers	: <u>74,173</u> (+773% vs 2021)
Non-Japanese passengers	: <u>70,856</u> (+579% vs 2021)
Domestic passenger traffic	: <u>502,916</u> (+104% vs 2021)

[KIX Cargo Volume]

Total cargo volume	: <u>66,636 tons</u> (-3% vs 2021)
International cargo volume:	<u>65,964 tons</u> (-4% vs 2021)

[ITAMI Aircraft Movement · Passenger Traffic]

Domestic aircraft movements:	<u>10,938</u> (+36% vs 2021)
Domestic passenger traffic:	<u>984,415</u> (+113% vs 2021)

[KOBE Aircraft Movement · Passenger Traffic]

Domestic aircraft movements:	<u>2,769</u> (+18% vs 2021)
Domestic passenger traffic:	<u>256,541</u> (+120% vs 2021)






KIX / ITAMI / KOBE

Traffic Report for September 2022

3 Airports Total Traffic report

[Aircraft Movements]	21,617	(+32%)
International	3,683	(+22%)
Domestic	17,934	(+34%)
[Passengers]	1,889,353	(+124%)
International	145,481	(+647%)
Domestic	1,743,872	(+111%)
[Cargo(t)]	73,787	(-2%)
International	65,964	(-4%)
Domestic	7,823	(+13%)

Traffic report per Airports

	 KIX		 ITAMI		 KOBE	
[Aircraft Movements]	7,910	(+32%)	10,938	(+36%)	2,769	(+18%)
International	3,683	(+22%)	-	-	-	-
Domestic	4,227	(+42%)	10,938	(+36%)	2,769	(+18%)
[Passengers]	648,397	(+144%)	984,415	(+113%)	256,541	(+120%)
International	145,481	(+647%)	-	-	-	-
(Japanese)	(74,173)	(+773%)	-	-	-	-
(Non-Japanese)	(70,856)	(+579%)	-	-	-	-
Domestic	502,916	(+104%)	984,415	(+113%)	256,541	(+120%)
[Cargo(t)]	66,636	(-3%)	7,151	(+8%)	-	-
International	65,964	(-4%)	-	-	-	-
Domestic	672	(+156%)	7,151	(+8%)	-	-

*The figures in the bracket () are the percentage of change on a year-on-year basis.

Contact Information for Inquiries

Kansai Airports

Public Relations, Group Corporate Communications Department

TEL: +81-72-455-2201

 **KANSAI AIRPORTS**

KIX Traffic Report

25-Oct-22

Kansai Airports

	2021							2022													
	FY2021							FY2022							FY2022						
	Final figures														Preliminary figures						
	Sep	Oct	Nov	Dec	2021 Total	Daily ave.	Jan	Feb	Mar	FY2021 Total	Daily ave.	Apr	May	Jun	Jul	Aug	Sep	2022 Total	Daily ave.	FY2022 Total	Daily ave.
Aircraft movements	6,002 (123)	6,429 (127)	6,449 (120)	6,921 (118)	66,637 (80)	182.6 (80)	6,493 (133)	5,040 (147)	6,918 (131)	71,507 (124)	195.9 (118)	6,674 (118)	7,127 (154)	7,526 (155)	8,324 (143)	8,484 (132)	7,910 (138)	64,496 (138)	236.2 (138)	46,045 (138)	251.6 (138)
International flights	3,027 (118)	3,296 (128)	3,359 (124)	3,388 (121)	35,128 (69)	96.2 (69)	3,005 (113)	2,439 (114)	3,189 (108)	35,999 (115)	98.6 (108)	2,955 (115)	3,041 (101)	3,448 (114)	3,591 (120)	3,740 (112)	3,683 (116)	29,091 (118)	106.6 (118)	20,458 (118)	111.8 (118)
Passenger	462 (114)	538 (143)	570 (127)	636 (123)	5,885 (22)	16.1 (22)	553 (106)	516 (119)	647 (127)	6,135 (125)	16.8 (125)	622 (124)	771 (176)	916 (216)	1,167 (261)	1,366 (342)	1,424 (308)	7,982 (193)	29.2 (193)	6,266 (234)	34.2 (234)
Cargo	2,367 (117)	2,545 (122)	2,474 (116)	2,674 (120)	27,816 (124)	76.2 (124)	2,271 (108)	1,867 (111)	2,451 (103)	28,248 (113)	77.4 (113)	1,867 (97)	2,278 (103)	2,220 (103)	2,468 (98)	2,375 (102)	2,303 (93)	20,430 (102)	74.8 (102)	13,841 (99)	75.6 (99)
Others	198 (129)	213 (195)	315 (223)	78 (153)	1,427 (85)	3.9 (85)	181 (441)	56 (181)	91 (136)	1,616 (109)	4.4 (109)	55 (71)	50 (74)	64 (136)	49 (38)	71 (43)	62 (31)	679 (83)	2.5 (83)	351 (51)	1.9 (51)
Domestic flights	2,975 (129)	3,133 (127)	3,090 (116)	3,533 (115)	31,509 (96)	86.3 (96)	3,488 (158)	2,601 (201)	3,729 (161)	35,508 (134)	97.3 (134)	3,719 (209)	4,086 (208)	4,078 (208)	4,733 (168)	4,744 (137)	4,227 (142)	35,405 (163)	129.7 (163)	25,587 (161)	139.8 (161)
Passenger	2,848 (135)	3,036 (130)	2,953 (118)	3,372 (113)	29,963 (97)	82.1 (97)	3,361 (162)	2,485 (211)	3,609 (166)	33,987 (137)	93.1 (137)	3,587 (136)	3,947 (213)	3,963 (218)	4,562 (171)	4,645 (138)	4,111 (144)	34,270 (166)	125.5 (166)	24,815 (164)	135.6 (164)
Cargo	1 (+)	2 (+)	4 (+)	2 (200)	21 (39)	0.1 (39)	2 (+)	2 (200)	1 (25)	21 (350)	0.1 (350)	0 (0)	1 (100)	0 (0)	0 (0)	1 (50)	0 (0)	7 (54)	0.0 (54)	2 (25)	0.0 (25)
Others	126 (68)	95 (67)	133 (90)	159 (161)	1,525 (81)	4.2 (81)	125 (99)	114 (100)	119 (83)	1,500 (87)	4.1 (87)	132 (116)	138 (129)	115 (78)	171 (111)	98 (92)	116 (92)	1,128 (99)	4.1 (99)	770 (102)	4.2 (102)
No. of passengers	265,795 (117)	351,117 (118)	379,546 (118)	423,735 (165)	3,072,064 (47)	8,417 (47)	335,313 (229)	242,833 (237)	485,934 (204)	3,635,837 (161)	9,961 (204)	441,802 (204)	502,829 (342)	527,532 (364)	653,713 (227)	714,267 (201)	648,397 (244)	4,552,620 (237)	16,676 (244)	3,488,540 (246)	19,063 (246)
International flights	19,484 (110)	22,091 (110)	24,365 (89)	30,080 (88)	257,125 (7)	704 (7)	22,640 (81)	19,956 (139)	36,513 (188)	274,508 (133)	752 (133)	55,561 (296)	62,314 (371)	72,803 (353)	106,825 (472)	145,415 (707)	145,481 (747)	667,508 (370)	2,445 (370)	588,399 (495)	3,215 (495)
Japanese PAX	8,493 (132)	9,478 (138)	10,360 (137)	15,933 (145)	109,109 (8)	299 (8)	11,253 (136)	8,859 (151)	15,671 (194)	122,708 (169)	336 (169)	19,337 (276)	20,840 (303)	30,591 (391)	50,904 (486)	77,609 (742)	74,173 (873)	309,237 (422)	1,133 (422)	273,454 (535)	1,494 (535)
Foreign PAX	10,443 (103)	11,477 (87)	12,915 (66)	12,767 (55)	138,444 (6)	379 (6)	10,837 (55)	10,791 (127)	20,788 (187)	141,576 (108)	388 (108)	36,196 (316)	41,392 (462)	42,080 (380)	55,583 (526)	67,522 (709)	70,856 (679)	356,045 (352)	1,304 (352)	313,629 (506)	1,714 (506)
Transit PAX	548 (375)	1,136 (1535)	1,090 (1185)	1,380 (5308)	9,572 (18)	26 (18)	550 (917)	306 (2550)	54 (29)	10,224 (317)	28 (317)	82 (8)	132 (9)	132 (8)	338 (21)	284 (48)	452 (82)	2,226 (37)	8 (37)	1,316 (23)	7 (23)
Domestic flights	246,311 (117)	329,026 (118)	355,181 (121)	393,655 (177)	2,814,939 (92)	7,712 (92)	312,673 (264)	222,877 (253)	449,421 (194)	3,361,329 (164)	9,209 (164)	386,241 (196)	440,515 (338)	454,729 (366)	546,888 (207)	568,852 (170)	502,916 (204)	3,885,112 (224)	14,231 (224)	2,900,141 (223)	15,848 (223)
Cargo volume handled (t)	68,709 (113)	72,850 (114)	69,502 (114)	77,970 (121)	814,453 (115)	2,231 (115)	65,867 (110)	58,102 (106)	75,245 (106)	827,765 (115)	2,268 (115)	66,338 (92)	62,966 (99)	67,867 (102)	66,492 (93)	63,110 (96)	66,636 (97)	592,623 (100)	2,171 (100)	393,409 (96)	2,150 (96)
International cargo	68,447 (113)	72,582 (115)	69,154 (114)	77,365 (122)	808,596 (115)	2,215 (115)	65,466 (110)	57,799 (106)	74,700 (106)	822,302 (115)	2,253 (115)	65,816 (93)	62,574 (99)	67,371 (102)	65,876 (92)	62,464 (96)	65,964 (96)	588,030 (100)	2,154 (100)	390,065 (96)	2,132 (96)
Loaded	31,477 (110)	33,142 (110)	30,901 (112)	35,112 (117)	383,374 (120)	1,050 (120)	28,809 (101)	28,216 (101)	33,837 (100)	383,992 (115)	1,052 (115)	30,741 (87)	29,194 (96)	32,135 (99)	30,445 (89)	28,903 (96)	30,847 (98)	273,127 (96)	1,000 (96)	182,265 (94)	996 (94)
Unloaded	36,970 (117)	39,440 (119)	38,253 (116)	42,253 (126)	425,222 (112)	1,165 (112)	36,657 (119)	29,583 (111)	40,863 (98)	438,310 (115)	1,201 (115)	35,075 (98)	33,380 (102)	35,236 (104)	35,431 (96)	33,561 (96)	35,117 (95)	314,903 (103)	1,153 (103)	207,800 (98)	1,136 (98)
Domestic cargo	262 (62)	268 (50)	348 (61)	605 (70)	5,857 (91)	16 (91)	401 (77)	303 (67)	545 (82)	5,463 (108)	15 (108)	522 (61)	392 (97)	496 (95)	616 (104)	646 (181)	672 (256)	4,593 (99)	17 (99)	3,344 (112)	18 (112)
Delivery	142 (67)	193 (58)	247 (75)	351 (61)	3,280 (93)	9 (93)	219 (74)	192 (71)	276 (75)	3,036 (104)	8 (104)	281 (58)	222 (112)	291 (102)	346 (130)	386 (216)	415 (292)	2,628 (106)	10 (106)	1,941 (125)	11 (125)
Arrival	120 (58)	75 (38)	101 (42)	254 (86)	2,577 (88)	7 (88)	182 (79)	111 (60)	269 (90)	2,427 (114)	7 (114)	241 (65)	170 (82)	205 (87)	270 (83)	260 (146)	257 (214)	1,965 (92)	7 (92)	1,403 (98)	8 (98)

- Figures in brackets indicate YoY comparison (previous year's results defined as 100).
- "Others" in "Aircraft movements" includes ferry flights, fueling/private/special aircraft and rotorcraft. Also, "Passenger" includes passenger flights which transported cargo only.
- Pax for international flights are based on data published by the Kansai Airport District Immigration Office of Osaka Regional Immigration Bureau.
- Pax for domestic flights include infants.
- International cargo volume indicates loaded/unloaded volume at KIX on international flights according to data published by Osaka Customs.
- All figures in the table except those specified in 3 and 5 above are based on research by Kansai Airports.

ITAMI Traffic Report

	2021						2022														
	FY2021						FY2022														
	Final figures						Preliminary figures														
	Sep	Oct	Nov	Dec	2021 Total	Daily ave.	Jan	Feb	Mar	FY2021 Total	Daily ave.	Apr	May	Jun	Jul	Aug	Sep	2022 Total	Daily ave.	FY2022 Total	Daily ave.
Domestic aircraft movements	8,060 (117)	8,934 (120)	9,451 (107)	10,970 (114)	93,488 (97)	256.1	11,275 (162)	8,386 (191)	10,280 (164)	105,832 (131)	290.0	10,585 (133)	11,664 (170)	11,261 (155)	11,914 (160)	12,528 (140)	10,938 (136)	98,831 (154)	362.0	68,890 (148)	376.4
Passenger flights	7,841 (119)	8,665 (119)	9,228 (107)	10,627 (114)	90,533 (97)	248.0	11,002 (162)	8,151 (199)	10,028 (167)	102,835 (133)	281.7	10,321 (133)	11,361 (173)	11,000 (157)	11,651 (160)	12,270 (140)	10,673 (136)	96,457 (156)	353.3	67,276 (149)	367.6
Others	219 (84)	269 (141)	223 (83)	343 (115)	2,955 (88)	8.1	273 (158)	235 (79)	252 (102)	2,997 (91)	8.2	264 (112)	303 (102)	261 (98)	263 (136)	258 (134)	265 (121)	2,374 (112)	8.7	1,614 (115)	8.8
No. of passengers on domestic flights	462,214 (78)	723,672 (93)	911,610 (100)	970,464 (151)	6,770,089 (88)	18,548	716,862 (203)	466,225 (143)	829,764 (137)	7,499,346 (129)	20,546	816,802 (176)	918,266 (269)	911,018 (219)	1,017,196 (170)	1,161,845 (194)	984,415 (213)	7,822,393 (188)	28,653	5,809,542 (202)	31,746
Cargo volume handled (t)	6,636 (107)	6,965 (103)	7,014 (103)	8,659 (98)	79,150 (95)	217	6,757 (107)	6,285 (112)	7,771 (115)	81,327 (107)	223	7,323 (114)	6,753 (119)	6,964 (116)	7,767 (114)	7,150 (112)	7,151 (108)	63,921 (113)	234	43,108 (114)	236
Domestic departure	3,239 (101)	3,508 (97)	3,689 (96)	4,551 (95)	40,177 (94)	110	3,504 (99)	3,365 (114)	4,123 (117)	41,129 (105)	113	3,629 (114)	3,139 (116)	3,496 (118)	3,859 (120)	3,545 (115)	3,813 (118)	32,473 (114)	119	21,481 (117)	117
Domestic Arrival	3,397 (113)	3,457 (109)	3,325 (112)	4,108 (102)	38,973 (96)	107	3,253 (119)	2,920 (110)	3,648 (114)	40,198 (110)	110	3,694 (115)	3,614 (123)	3,468 (115)	3,908 (109)	3,605 (109)	3,338 (98)	31,448 (112)	115	21,627 (111)	118

1. Figures in brackets indicate YoY comparison (previous year's results defined as 100)

2. "Others" in "aircraft movements" includes cargo flights, ferry flights, fueling/private/special aircraft and rotorcraft.

Aircraft movements of cargo flights: 2 in Jun. 2021, 1 in Aug. 2021, 1 in Sep. 2021, 1 in Oct. 2021, 2 in Dec. 2021, 5 in Mar. 2022 (FY2021 Total...12, 2022 Total...5)

3. All figures are based on research by Kansai Airports.

KOBE Traffic Report

	2022																				
	FY2022																				
	Sep	Oct	Nov	Dec	2021 Total	Daily ave.	Jan	Feb	Mar	FY2021 Total	Daily ave.	Apr	May	Jun	Jul	Aug	Sep	2022 Total	Daily ave.	FY2022 Total	Daily ave.
Domestic aircraft movements	2,345 (136)	2,406 (114)	2,938 (118)	3,044 (107)	28,167 (107)	77.2	2,796 (143)	1,929 (181)	2,663 (107)	30,043 (129)	82.3	2,570 (93)	2,665 (135)	2,666 (136)	3,081 (121)	3,109 (116)	2,769 (118)	24,248 (123)	88.8	16,860 (118)	92.1
Passenger flights	1,715 (156)	1,603 (115)	2,162 (129)	2,257 (115)	20,310 (112)	55.6	2,123 (159)	1,313 (255)	2,051 (108)	22,045 (143)	60.4	2,042 (97)	2,217 (149)	2,150 (166)	2,466 (134)	2,461 (118)	2,195 (128)	19,018 (133)	69.7	13,531 (128)	73.9
Others	630 (102)	803 (112)	776 (95)	787 (90)	7,857 (97)	21.5	673 (109)	616 (112)	612 (103)	7,998 (102)	21.9	528 (79)	448 (93)	516 (77)	615 (88)	648 (112)	574 (91)	5,230 (95)	19.2	3,329 (89)	18.2
No. of passengers on domestic flights	116,785 (109)	161,236 (107)	222,270 (119)	226,123 (148)	1,625,908 (100)	4,455	164,723 (205)	87,853 (203)	172,792 (99)	1,752,746 (144)	4,802	173,628 (134)	206,812 (251)	215,697 (238)	265,021 (186)	299,259 (192)	256,541 (220)	1,842,326 (181)	6,748	1,416,958 (197)	7,743

1. Figures in brackets indicate YoY comparison (previous year's results defined as 100)

2. "Others" in "aircraft movements" includes ferry flights, fueling/private/special aircraft and rotorcraft.

3. Pax for domestic flights include infants.

4. International flights operated: 2 in Aug. 2021, 1 in Sep. 2021, 1 in Nov. 2021, 2 in Dec. 2021

· FY2021 Total...6

5. All figures are based on research by Kansai Airports Kobe.

【Reference: Results of major categories and comparison with pre-Covid levels】

(KIX)	Sep-21	Oct-21	Nov-21	Dec-21	Jan-22	Feb-22	Mar-22	FY2021 Total	Apr-22	May-22	Jun-22	Jul-22	Aug-22	Sep-22	FY2022 Total
Total aircraft movements	6,002 (36)	6,429 (39)	6,449 (38)	6,921 (39)	6,493 (36)	5,040 (32)	6,918 (40)	71,507 (34)	6,674 (38)	7,127 (40)	7,526 (44)	8,324 (46)	8,484 (46)	7,910 (47)	46,045 (44)
1. International aircraft movements	3,027 (24)	3,296 (26)	3,359 (26)	3,388 (25)	3,005 (22)	2,439 (21)	3,189 (24)	35,999 (23)	2,955 (22)	3,041 (22)	3,448 (26)	3,591 (26)	3,740 (27)	3,683 (29)	20,458 (25)
1-1. Passenger aircraft movements	462 (4)	538 (5)	570 (5)	636 (5)	553 (4)	516 (5)	647 (5)	6,135 (4)	622 (5)	771 (6)	916 (8)	1,167 (9)	1,366 (11)	1,424 (12)	6,266 (9)
1-2. Freighter aircraft movements	2,367 (206)	2,545 (215)	2,474 (199)	2,674 (208)	2,271 (211)	1,867 (192)	2,451 (197)	28,248 (202)	2,278 (196)	2,220 (196)	2,468 (223)	2,375 (194)	2,303 (196)	2,197 (191)	13,841 (199)
2. Domestic aircraft movements	2,975 (74)	3,133 (79)	3,090 (79)	3,533 (88)	3,488 (85)	2,601 (72)	3,729 (91)	35,508 (73)	3,719 (91)	4,086 (97)	4,078 (101)	4,733 (108)	4,744 (106)	4,227 (105)	25,587 (101)
Total passenger traffic	265,795 (11)	351,117 (14)	379,546 (15)	423,735 (17)	335,313 (13)	242,833 (10)	485,934 (17)	3,635,837 (11)	441,802 (16)	502,829 (18)	527,532 (19)	653,713 (23)	714,267 (25)	648,397 (26)	3,488,540 (21)
1. International passenger traffic	19,484 (1.0)	22,091 (1.1)	24,365 (1.2)	30,080 (1.5)	22,640 (1.1)	19,956 (1.0)	36,513 (1.6)	274,508 (1.1)	55,561 (2.6)	62,314 (2.9)	72,803 (3.4)	106,825 (4.9)	145,415 (6.5)	145,481 (7.8)	588,399 (4.6)
1-1. Japanese passengers	8,493 (1.2)	9,478 (1.5)	10,360 (1.6)	15,933 (2.4)	11,253 (1.9)	8,859 (1.5)	15,671 (1.9)	122,708 (1.5)	19,337 (3.3)	20,840 (3.2)	30,591 (5.1)	50,904 (8.1)	77,609 (9.4)	74,173 (10.6)	273,454 (6.9)
1-2. Non-Japanese passengers	10,443 (0.9)	11,477 (0.9)	12,915 (1.0)	12,767 (1.0)	10,837 (0.8)	10,791 (0.8)	20,788 (1.5)	141,576 (0.8)	36,196 (2.3)	41,392 (2.8)	42,080 (2.7)	55,583 (3.6)	67,522 (4.9)	70,856 (6.1)	313,629 (3.6)
2. Domestic passenger traffic	246,311 (41)	329,026 (58)	355,181 (63)	393,655 (71)	312,673 (57)	222,877 (43)	449,421 (70)	3,361,329 (48)	386,241 (68)	440,515 (74)	454,729 (82)	546,888 (89)	568,852 (87)	502,916 (85)	2,900,141 (81)
Total cargo volume	68,709 (105)	72,850 (108)	69,502 (99)	77,970 (116)	65,867 (118)	58,102 (111)	75,245 (107)	827,765 (109)	66,338 (101)	62,966 (101)	67,867 (115)	66,492 (102)	63,110 (101)	66,636 (102)	393,409 (104)
1. International cargo volume	68,447 (107)	72,582 (110)	69,154 (100)	77,365 (117)	65,466 (120)	57,799 (113)	74,700 (108)	822,302 (110)	65,816 (102)	62,574 (103)	67,371 (117)	65,876 (103)	62,464 (102)	65,964 (103)	390,065 (105)
(ITM)	Sep-21	Oct-21	Nov-21	Dec-21	Jan-22	Feb-22	Mar-22	FY2021 Total	Apr-22	May-22	Jun-22	Jul-22	Aug-22	Sep-22	FY2022 Total
Domestic aircraft movements	8,060 (72)	8,934 (80)	9,451 (83)	10,970 (92)	11,275 (96)	8,386 (79)	10,280 (88)	105,832 (76)	10,585 (94)	11,664 (100)	11,261 (99)	11,914 (99)	12,528 (102)	10,938 (97)	68,890 (99)
Domestic passenger traffic	462,214 (33)	723,672 (53)	911,610 (62)	970,464 (70)	716,862 (56)	466,225 (39)	829,764 (58)	7,499,346 (45)	816,802 (63)	918,266 (66)	911,018 (70)	1,017,196 (73)	1,161,845 (72)	984,415 (71)	5,809,542 (69)
(UKB)	Sep-21	Oct-21	Nov-21	Dec-21	Jan-22	Feb-22	Mar-22	FY2021 Total	Apr-22	May-22	Jun-22	Jul-22	Aug-22	Sep-22	FY2022 Total
Domestic aircraft movements	2,345 (84)	2,406 (86)	2,938 (104)	3,044 (99)	2,796 (100)	1,929 (88)	2,663 (107)	30,043 (95)	2,570 (104)	2,665 (101)	2,666 (110)	3,081 (120)	3,109 (114)	2,769 (99)	16,860 (108)
Domestic passenger traffic	116,785 (39)	161,236 (55)	222,270 (74)	226,123 (80)	164,723 (59)	87,853 (36)	172,792 (60)	1,752,746 (52)	173,628 (68)	206,812 (75)	215,697 (82)	265,021 (94)	299,259 (91)	256,541 (85)	1,416,958 (83)

* Comparison with February 2019 - January 2020 which was before the COVID pandemic.



Kansai Airports was established by a consortium made up of VINCI Airports and ORIX Corporation as its core members. Kansai Airports took over the operations of Kansai International Airport (“KIX”) and Osaka International Airport (“ITAMI”) from New Kansai International Airport Company (“NKIAC”) and has been operating the two airports since April 1, 2016.

Kansai Airports Kobe, Kansai Airports’ wholly-owned subsidiary, took over the operations of Kobe Airport (“KOBE”) from Kobe City and started its business as an operating company on April 1, 2018.

Under the concept of “One Kansai Airports Group”, Kansai Airports group strives to continuously improve its services for all airport guests through appropriate investments and efficient operations, with safety and security being the top priority. Kansai Airports group aims to maximize the potential of the three airports, for the benefit of the communities they serve.

For more information, please visit : <http://www.kansai-airports.co.jp/en/>

Kansai Airports

Location	1-banchi, Senshu-kuko kita, Izumisano-shi, Osaka	Shareholders	ORIX 40%, VINCI Airports 40%, Other investors 20% ¹
Company Representatives	Representative Director and CEO:Yoshiyuki Yamaya Representative Director and Co-CEO: Benoit Rulleau		
Business Scope	Operation and management services, etc. of Kansai International Airport and Osaka International Airport		

Kansai Airports Kobe

Location	1-ban, Kobe-kuko, Chuo-ku, Kobe-shi, Hyogo	Shareholder	Kansai Airports 100%
Company Representatives	Representative Director and CEO: Yoshiyuki Yamaya Representative Director and Co-CEO: Benoit Rulleau		
Business Scope	Operation and management services, etc. of Kobe Airport		



About ORIX:

ORIX Corporation is a financial services group which provides innovative products and services to its customers by constantly pursuing new businesses.

Established in 1964, from its start in the leasing business, ORIX has advanced into neighboring fields and is presently undertaking a wide range of businesses such as corporate finance, industrial/ICT equipment, environment and energy, automobile-related, real estate-related, private equity investment and concession, banking and life insurance businesses. Since entering Hong Kong in 1971, ORIX has been operating its businesses globally by establishing locations in about 30 countries and regions across the world.

Going forward, ORIX intends to utilize its strengths and expertise of always generating new value to contribute to society by engaging in corporate activities that instill vitality in its companies and workforce based on ORIX’s unique business model that continues to evolve perpetually.

For more details, please visit our website: <https://www.orix.co.jp/grp/en/>

(As of September 30, 2021)



The world’s leading private airport operator, VINCI Airports operates 53 airports in 12 countries in Europe, Asia and the Americas. Thanks to its expertise as a global integrator, VINCI Airports develops, finances, builds and manages airports by providing its investment capacity and its know-how in optimizing operational performance, modernizing infrastructures and managing their operations. environmental transition. VINCI Airports is the first airport operator to have committed to an international environmental strategy in 2016, to achieve the goal of net zero emissions across its entire network by 2050.

www.vinci-airports.com

¹ ASICS Corporation; Iwatani Corporation; Osaka Gas Co., Ltd.; Obayashi Corporation; OMRON Corporation; The Kansai Electric Power Company, Incorporated; Kintetsu Group Holding Co., Ltd.; Keihan Holdings Co., Ltd.; Suntory Holdings Limited; JTB Corp.; Sekisui House, Ltd.; Daikin Industries, Ltd.; Daiwa House Industry Co., Ltd.; Takenaka Corporation; Nankai Electric Railway Co., Ltd.; NIPPON TELEGRAPH AND TELEPHONE WEST CORPORATION; Panasonic Corporation; Hankyu Hanshin Holdings, Inc.; Rengo Co., Ltd.; The Senshu Ikeda Bank, Ltd.; Kiyo Holdings, Inc.; The Bank of Kyoto, Ltd.; THE SHIGA BANK, LTD.; The Nanto Bank, Ltd.; Nippon Life Insurance Company; Mizuho Bank, Ltd.; Sumitomo Mitsui Trust Bank, Limited; MUFG Bank, Ltd.; Resona Bank, Limited; and the Private Finance Initiative Promotion Corporation of Japan.