



KIX, ITAMI, KOBE February 2022 Traffic Report

- International passenger traffic remained limited as border restrictions were tightened again in response to the Omicron variant of COVID-19.
- Meanwhile, domestic passenger traffic for the three airports declined further from the previous month, standing at about 40% of the pre-pandemic level recorded in February 2019, as the Omicron wave sweeps across Japan.
- International cargo traffic remained strong, with aircraft movements and cargo volumes continuously exceeding the 2021 levels.

[KIX Aircraft Movement]

Total aircraft movements	: <u>5,040</u> (+47% vs 2021, -68% vs 2019* ¹)
International aircraft movements	: <u>2,439</u> (+14% vs 2021, -79% vs 2019)
International passenger aircraft movements* ² :	<u>516</u> (+19% vs 2021, -95% vs 2019)
International freighter aircraft movements	: <u>1,867</u> (+11% vs 2021, +92% vs 2019)
Domestic aircraft movements	: <u>2,601</u> (+101% vs 2021, -28% vs 2019)

*1 Shows a change from 2019 for ease of comparison with the pre-COVID-19 level

*2 Includes passenger flights which transported cargo only

[KIX Passenger Traffic]

Total passenger traffic	: <u>239,980</u> (+134% vs 2021, -90% vs 2019)
International passenger traffic	: <u>17,103</u> (+19% vs 2021, -99.1% vs 2019)
Japanese passengers	: <u>8,857</u> (+51% vs 2021, -98.5% vs 2019)
Non-Japanese passengers	: <u>7,940</u> (-7% vs 2021, -99.4% vs 2019)
Domestic passenger traffic	: <u>222,877</u> (+153% vs 2021, -57% vs 2019)

[KIX Cargo Volume]

Total cargo volume	: <u>58,102 tons</u> (+6% vs 2021, +11% vs 2019)
International cargo volume	: <u>57,799 tons</u> (+6% vs 2021, +13% vs 2019)

[ITAMI Aircraft Movement · Passenger Traffic]

Domestic aircraft movements:	<u>8,386</u> (+91% vs 2021, -21% vs 2019)
Domestic passenger traffic:	<u>466,169</u> (+43% vs 2021, -61% vs 2019)

[KOBE Aircraft Movement · Passenger Traffic]

Domestic aircraft movements:	<u>1,929</u> (+81% vs 2021, -12% vs 2019)
Domestic passenger traffic:	<u>87,853</u> (+103% vs 2021, -64% vs 2019)






KIX / ITAMI / KOBE

Traffic Report for February 2022

3 Airports Total Traffic report

[Aircraft Movements]	15,355	(+73%)
International	2,439	(+14%)
Domestic	12,916	(+91%)
[Passengers]	794,002	(+68%)
International	17,103	(+19%)
Domestic	776,899	(+70%)
[Cargo(t)]	64,387	(+6%)
International	57,799	(+6%)
Domestic	6,588	(+9%)

Traffic report per Airports

	 KIX		 ITAMI		 KOBE	
[Aircraft Movements]	5,040	(+47%)	8,386	(+91%)	1,929	(+81%)
International	2,439	(+14%)	-	-	-	-
Domestic	2,601	(+101%)	8,386	(+91%)	1,929	(+81%)
[Passengers]	239,980	(+134%)	466,169	(+43%)	87,853	(+103%)
International	17,103	(+19%)	-	-	-	-
(Japanese)	(8,857)	(+51%)	-	-	-	-
(Non-Japanese)	(7,940)	(-7%)	-	-	-	-
Domestic	222,877	(+153%)	466,169	(+43%)	87,853	(+103%)
[Cargo(t)]	58,102	(+6%)	6,285	(+12%)	-	-
International	57,799	(+6%)	-	-	-	-
Domestic	303	(-33%)	6,285	(+12%)	-	-

*The figures in the bracket () are the percentage of change on a year-on-year basis.

Contact Information for Inquiries

Kansai Airports

Public Relations, Group Corporate Communications Department

TEL: +81-72-455-2201

 **KANSAI AIRPORTS**

KIX Traffic Report

25-Mar-22

Kansai Airports

	2021															2022					
	FY2020				FY2021											Preliminary figures					
	Final figures																				
	Feb	Mar	FY2020 Total	Daily ave.	Apr	May	Jun	Jul	Aug	Sep	Oct	Nov	Dec	2021 Total	Daily ave.	Jan	Feb	FY2021 Total	Daily ave.	2022 Total	Daily ave.
Aircraft movements	3,439 (27)	5,272 (62)	57,814 (29)	158.4	5,680 (129)	4,623 (123)	4,840 (132)	5,817 (117)	6,295 (101)	6,002 (123)	6,429 (127)	6,449 (120)	6,921 (118)	66,637 (80)	182.6	6,493 (133)	5,040 (147)	64,589 (123)	193.4	11,533 (139)	195.5
International flights	2,144 (24)	2,955 (67)	31,323 (21)	85.8	2,936 (116)	2,665 (95)	2,877 (113)	2,998 (116)	2,820 (116)	3,027 (118)	3,296 (128)	3,359 (124)	3,388 (121)	35,128 (69)	96.2	3,005 (113)	2,439 (114)	32,810 (116)	98.2	5,444 (113)	92.3
Passenger	435 (6)	508 (18)	4,895 (4)	13.4	503 (160)	438 (109)	425 (152)	447 (137)	400 (111)	462 (143)	538 (127)	570 (123)	636 (123)	5,885 (85)	16.1	553 (106)	516 (119)	5,488 (108)	16.4	1,069 (125)	18.1
Cargo	1,678 (154)	2,380 (160)	24,948 (174)	68.4	2,356 (118)	2,159 (97)	2,405 (112)	2,423 (117)	2,256 (120)	2,367 (117)	2,545 (122)	2,474 (116)	2,674 (120)	27,816 (124)	76.2	2,271 (108)	1,867 (111)	25,797 (114)	77.2	4,138 (110)	70.1
Others	31 (23)	67 (89)	1,480 (86)	4.1	77 (35)	68 (40)	47 (39)	128 (71)	164 (83)	198 (129)	213 (195)	315 (223)	78 (153)	1,427 (85)	3.9	181 (441)	56 (181)	1,525 (108)	4.6	237 (329)	4.0
Domestic flights	1,295 (34)	2,317 (56)	26,491 (54)	72.6	2,744 (146)	1,958 (202)	1,963 (176)	2,819 (119)	3,475 (91)	2,975 (129)	3,133 (127)	3,090 (116)	3,533 (115)	31,509 (96)	86.3	3,488 (158)	2,601 (201)	31,779 (131)	95.1	6,089 (174)	103.2
Passenger	1,180 (32)	2,170 (56)	24,765 (53)	67.8	2,628 (154)	1,850 (231)	1,815 (190)	2,664 (118)	3,366 (92)	2,848 (135)	3,036 (130)	2,953 (118)	3,372 (113)	29,963 (97)	82.1	3,361 (162)	2,485 (211)	30,378 (134)	91.0	5,846 (179)	99.1
Cargo	1 (7)	4 (20)	6 (1)	0.0	2 (+)	1 (+)	1 (+)	1 (+)	2 (+)	1 (+)	2 (+)	4 (+)	2 (200)	0.1	2 (+)	2 (200)	20 (1000)	0.1	4 (400)	0.1	
Others	114 (67)	143 (75)	1,720 (77)	4.7	114 (69)	107 (63)	147 (92)	154 (131)	107 (70)	126 (68)	95 (67)	133 (90)	159 (161)	1,525 (81)	4.2	125 (99)	114 (100)	1,381 (88)	4.1	239 (100)	4.1
No. of passengers	102,361 (6)	251,384 (41)	2,257,667 (8)	6,185	216,169 (296)	147,052 (403)	144,780 (178)	287,396 (141)	356,167 (138)	265,795 (117)	351,117 (118)	379,546 (118)	423,735 (165)	3,072,064 (47)	8,417	332,312 (227)	239,980 (234)	3,144,049 (157)	9,413	572,292 (230)	9,700
International flights	14,376 (1.3)	19,381 (8)	206,447 (0.9)	566	18,789 (276)	16,788 (339)	20,600 (282)	22,632 (198)	20,570 (131)	19,484 (116)	22,091 (110)	24,365 (89)	30,080 (88)	257,125 (7)	704	19,639 (70)	17,103 (119)	232,141 (124)	695	36,742 (87)	623
Japanese PAX	5,869 (1.1)	8,058 (6)	72,496 (1.0)	199	7,005 (275)	6,885 (434)	7,832 (305)	10,473 (212)	10,466 (154)	8,493 (132)	9,478 (138)	10,360 (137)	15,933 (145)	109,109 (8)	299	11,253 (136)	8,857 (151)	107,035 (166)	320	20,110 (142)	341
Foreign PAX	8,495 (1.6)	11,137 (12)	130,725 (0.9)	358	11,440 (269)	8,965 (304)	11,072 (264)	10,563 (192)	9,518 (115)	10,443 (103)	11,477 (87)	12,915 (66)	12,767 (55)	138,444 (6)	379	7,836 (40)	7,940 (93)	114,936 (96)	344	15,776 (56)	267
Transit PAX	12 (0.1)	186 (2)	3,226 (1.6)	9	344 (5733)	938 (224)	1,696 (316)	1,596 (160)	586 (87)	548 (375)	1,136 (1535)	1,090 (1185)	1,380 (5308)	9,572 (18)	26	550 (917)	306 (2550)	10,170 (335)	30	856 (1189)	15
Domestic flights	87,985 (17)	232,003 (62)	2,051,220 (31)	5,620	197,380 (298)	130,264 (413)	124,180 (167)	264,764 (137)	335,597 (139)	246,311 (117)	329,026 (118)	355,181 (121)	393,655 (177)	2,814,939 (92)	7,712	312,673 (264)	222,877 (253)	2,911,908 (160)	8,718	535,550 (259)	9,077
Cargo volume handled (t)	54,954 (105)	71,159 (111)	721,324 (95)	1,976	71,804 (120)	63,378 (116)	66,780 (118)	71,866 (121)	65,692 (120)	68,709 (113)	72,850 (114)	69,502 (114)	77,970 (121)	814,453 (115)	2,231	65,867 (110)	58,102 (106)	752,520 (116)	2,253	123,969 (108)	2,101
International cargo	54,499 (106)	70,495 (112)	716,269 (97)	1,962	70,947 (119)	62,973 (118)	66,259 (120)	71,275 (120)	65,335 (120)	68,447 (113)	72,582 (115)	69,154 (114)	77,365 (122)	808,596 (115)	2,215	65,466 (110)	57,799 (106)	747,602 (116)	2,238	123,265 (108)	2,089
Loaded	27,931 (109)	33,838 (128)	334,979 (100)	918	35,299 (132)	30,375 (122)	32,311 (126)	34,273 (130)	30,240 (121)	31,477 (110)	33,142 (110)	30,901 (112)	35,112 (117)	383,374 (120)	1,050	28,809 (101)	28,216 (101)	350,155 (116)	1,048	57,025 (101)	967
Unloaded	26,568 (102)	36,657 (100)	381,290 (93)	1,045	35,648 (108)	32,598 (109)	33,948 (110)	37,002 (113)	35,095 (119)	36,970 (117)	39,440 (119)	38,253 (116)	42,253 (126)	425,222 (112)	1,165	36,657 (119)	29,583 (111)	397,447 (115)	1,190	66,240 (115)	1,123
Domestic cargo	455 (46)	664 (69)	5,055 (35)	14	857 (198)	405 (623)	521 (1085)	591 (399)	357 (109)	262 (62)	268 (50)	348 (61)	605 (70)	5,857 (91)	16	401 (77)	303 (67)	4,918 (112)	15	704 (72)	12
Delivery	271 (58)	366 (71)	2,922 (37)	8	487 (229)	198 (495)	286 (923)	266 (369)	179 (95)	142 (67)	193 (58)	247 (75)	351 (61)	3,280 (93)	9	219 (74)	192 (71)	2,760 (108)	8	411 (73)	7
Arrival	184 (35)	298 (66)	2,133 (32)	6	370 (168)	207 (828)	235 (1382)	325 (428)	120 (129)	120 (58)	75 (38)	101 (42)	254 (86)	2,577 (88)	7	182 (79)	111 (60)	2,158 (118)	6	293 (71)	5

1. Figures in brackets indicate YoY comparison (previous year's results defined as 100).
2. "Others" in "Aircraft movements" includes ferry flights, fueling/private/special aircraft and rotorcraft. Also, "Passenger" includes passenger flights which transported cargo only.
3. Pax for international flights are based on data published by the Kansai Airport District Immigration Office of Osaka Regional Immigration Bureau.
4. Pax for domestic flights include infants.
5. International cargo volume indicates loaded/unloaded volume at KIX on international flights according to data published by Osaka Customs.
6. All figures in the table except those specified in 3 and 5 above are based on research by Kansai Airports.

ITAMI Traffic Report

	2021															2022					
	FY2020															FY2021					
	Final figures															Preliminary figures					
	Feb	Mar	FY2020 Total	Daily ave.	Apr	May	Jun	Jul	Aug	Sep	Oct	Nov	Dec	2021 Total	Daily ave.	Jan	Feb	FY2021 Total	Daily ave.	2022 Total	Daily ave.
Domestic aircraft movements	4,392 (40)	6,258 (61)	80,920 (59)	221.7	7,969 (139)	6,865 (214)	7,253 (155)	7,456 (109)	8,933 (89)	8,060 (117)	8,934 (120)	9,451 (107)	10,970 (114)	93,488 (97)	256.1	11,275 (162)	8,386 (191)	95,552 (128)	286.1	19,661 (173)	333.2
Passenger flights	4,095 (38)	6,010 (60)	77,610 (58)	212.6	7,734 (142)	6,569 (232)	6,988 (163)	7,262 (111)	8,740 (89)	7,841 (119)	8,665 (119)	9,228 (107)	10,627 (114)	90,533 (97)	248.0	11,002 (162)	8,151 (199)	92,807 (130)	277.9	19,153 (176)	324.6
Others	297 (139)	248 (98)	3,310 (97)	9.1	235 (78)	296 (79)	265 (67)	194 (67)	193 (92)	219 (84)	269 (141)	223 (83)	343 (115)	2,955 (88)	8.1	273 (158)	235 (79)	2,745 (90)	8.2	508 (108)	8.6
No. of passengers on domestic flights	326,089 (27)	603,913 (91)	5,812,333 (37)	15,924	463,804 (302)	341,583 (321)	415,677 (131)	599,293 (118)	598,178 (116)	462,214 (78)	723,672 (93)	911,610 (100)	970,464 (151)	6,770,089 (88)	18,548	716,862 (203)	466,169 (143)	6,669,526 (128)	19,969	1,183,031 (174)	20,051
Cargo volume handled (t)	5,610 (65)	6,729 (73)	75,735 (64)	207	6,401 (132)	5,656 (64)	6,002 (137)	6,796 (110)	6,385 (96)	6,636 (107)	6,965 (103)	7,014 (103)	8,659 (98)	79,150 (95)	217	6,757 (112)	6,285 (107)	73,556 (107)	220	13,042 (110)	221
Domestic departure	2,949 (65)	3,539 (74)	39,209 (69)	107	3,180 (124)	2,711 (142)	2,975 (108)	3,211 (97)	3,073 (97)	3,239 (101)	3,508 (97)	3,689 (96)	4,551 (95)	40,177 (94)	110	3,504 (99)	3,365 (114)	37,006 (104)	111	6,869 (106)	116
Domestic Arrival	2,661 (64)	3,190 (71)	36,526 (59)	100	3,221 (139)	2,945 (133)	3,027 (113)	3,585 (88)	3,312 (95)	3,397 (113)	3,457 (109)	3,325 (112)	4,108 (102)	38,973 (96)	107	3,253 (119)	2,920 (110)	36,550 (110)	109	6,173 (114)	105

1. Figures in brackets indicate YoY comparison (previous year's results defined as 100)

2. "Others" in "aircraft movements" includes cargo flights, ferry flights, fueling/private/special aircraft and rotorcraft.

Aircraft movements of cargo flights: 2 in Jan. 2021, 1 in Feb. 2021, 1 in Mar. 2021, 2 in Jun. 2021, 1 in Aug. 2021, 1 in Sep. 2021, 1 in Oct. 2021, 2 in Dec. 2021 (FY2020 Total...390, 2021 Total...11, FY2021 Total...7)

3. All figures are based on research by Kansai Airports.

KOBE Traffic Report

	2021															2022					
	FY2020															FY2021					
	Final figures															Preliminary figures					
	Feb	Mar	FY2020 Total	Daily ave.	Apr	May	Jun	Jul	Aug	Sep	Oct	Nov	Dec	2021 Total	Daily ave.	Jan	Feb	FY2021 Total	Daily ave.	2022 Total	Daily ave.
Domestic aircraft movements	1,063 (37)	2,499 (86)	23,222 (71)	63.6	2,772 (174)	1,972 (226)	1,965 (143)	2,543 (116)	2,670 (107)	2,345 (136)	2,406 (114)	2,938 (118)	3,044 (107)	28,167 (107)	77.2	2,796 (143)	1,929 (181)	27,380 (132)	82.0	4,725 (157)	80.1
Passenger flights	515 (24)	1,905 (88)	15,386 (64)	42.2	2,101 (178)	1,488 (400)	1,297 (171)	1,843 (122)	2,092 (125)	1,715 (156)	1,603 (115)	2,162 (129)	2,257 (115)	20,310 (112)	55.6	2,123 (159)	1,313 (255)	19,994 (148)	59.9	3,436 (186)	58.2
Others	548 (74)	594 (82)	7,836 (90)	21.5	671 (162)	484 (97)	668 (108)	700 (102)	578 (69)	630 (102)	803 (112)	776 (95)	787 (90)	7,857 (97)	21.5	673 (109)	616 (112)	7,386 (102)	22.1	1,289 (111)	21.8
No. of passengers on domestic flights	43,381 (16)	174,788 (107)	1,213,613 (37)	3,325	129,868 (343)	82,445 (623)	90,758 (173)	142,299 (129)	155,594 (148)	116,785 (109)	161,236 (107)	222,270 (119)	226,123 (148)	1,625,908 (100)	4,455	164,723 (205)	87,853 (203)	1,579,954 (152)	4,730	252,576 (204)	4,281

1. Figures in brackets indicate YoY comparison (previous year's results defined as 100)

2. "Others" in "aircraft movements" includes ferry flights, fueling/private/special aircraft and rotorcraft.

3. Pax for domestic flights include infants.

4. International flights operated: 2 in Mar. 2021, 2 in Aug. 2021, 1 in Sep. 2021, 1 in Nov. 2021, 2 in Dec. 2021

· FY2020 Total...7 · 2021 Total...8 · FY2021 Total...6

5. All figures are based on research by Kansai Airports Kobe.

[Reference: Aircraft movements, passenger traffic and cargo volume]

[KIX]	Feb-21	Mar-21	FY2020 Total	Apr-21	May-21	Jun-21	Jul-21	Aug-21	Sep-21	Oct-21	Nov-21	Dec-21	Jan-22	Feb-22	FY2021 Total
Total aircraft movements	3,439	5,272	57,814	5,680	4,623	4,840	5,817	6,295	6,002	6,429	6,449	6,921	6,493	5,040	64,589
	(22)	(30)	(30)	(33)	(26)	(28)	(32)	(34)	(36)	(39)	(38)	(39)	(36)	(32)	(34)
1. International aircraft movements	2,144	2,955	31,323	2,936	2,665	2,877	2,998	2,820	3,027	3,296	3,359	3,388	3,005	2,439	32,810
	(18)	(22)	(22)	(22)	(20)	(22)	(22)	(20)	(24)	(26)	(26)	(25)	(22)	(21)	(23)
1-1. Passenger aircraft movements	435	508	4,895	503	438	425	447	400	462	538	570	636	553	516	5,488
	(4)	(4)	(4)	(4)	(4)	(4)	(4)	(3)	(4)	(5)	(5)	(5)	(4)	(5)	(4)
1-2. Freighter aircraft movements	1,678	2,380	24,948	2,356	2,159	2,405	2,423	2,256	2,367	2,545	2,474	2,674	2,271	1,867	25,797
	(173)	(191)	(183)	(203)	(191)	(218)	(197)	(192)	(206)	(215)	(199)	(208)	(211)	(192)	(203)
2. Domestic aircraft movements	1,295	2,317	26,491	2,744	1,958	1,963	2,819	3,475	2,975	3,133	3,090	3,533	3,488	2,601	31,779
	(36)	(56)	(57)	(67)	(47)	(48)	(64)	(78)	(74)	(79)	(79)	(88)	(85)	(72)	(71)
Total passenger traffic	102,361	251,384	2,257,667	216,169	147,052	144,780	287,396	356,167	265,795	351,117	379,546	423,735	332,312	239,980	3,144,049
	(4)	(9)	(8)	(8)	(5)	(5)	(10)	(12)	(11)	(14)	(15)	(17)	(13)	(10)	(11)
1. International passenger traffic	14,376	19,381	206,447	18,789	16,788	20,600	22,632	20,570	19,484	22,091	24,365	30,080	19,639	17,103	232,141
	(0.7)	(0.9)	(0.9)	(0.9)	(0.8)	(1.0)	(1.0)	(0.9)	(1.0)	(1.1)	(1.2)	(1.5)	(1.0)	(0.9)	(1.0)
1-1. Japanese passengers	5,869	8,058	72,496	7,005	6,885	7,832	10,473	10,466	8,493	9,478	10,360	15,933	11,253	8,857	107,035
	(1.0)	(1.0)	(1.0)	(1.2)	(1.0)	(1.3)	(1.7)	(1.3)	(1.2)	(1.5)	(1.6)	(2.4)	(1.9)	(1.5)	(1.5)
1-2. Non-Japanese passengers	8,495	11,137	130,725	11,440	8,965	11,072	10,563	9,518	10,443	11,477	12,915	12,767	7,836	7,940	114,936
	(0.6)	(0.8)	(0.8)	(0.7)	(0.6)	(0.7)	(0.7)	(0.7)	(0.9)	(0.9)	(1.0)	(1.0)	(0.6)	(0.6)	(0.7)
2. Domestic passenger traffic	87,985	232,003	2,051,220	197,380	130,264	124,180	264,764	335,597	246,311	329,026	355,181	393,655	312,673	222,877	2,911,908
	(17)	(36)	(31)	(35)	(22)	(22)	(43)	(51)	(41)	(58)	(63)	(71)	(57)	(43)	(46)
Total cargo volume	54,954	71,159	721,324	71,804	63,378	66,780	71,866	65,692	68,709	72,850	69,502	77,970	65,867	58,102	752,520
	(105)	(101)	(115)	(109)	(102)	(113)	(110)	(105)	(105)	(108)	(99)	(116)	(118)	(111)	(109)
1. International cargo volume	54,499	70,495	716,269	70,947	62,973	66,259	71,275	65,335	68,447	72,582	69,154	77,365	65,466	57,799	747,602
	(106)	(102)	(115)	(110)	(103)	(115)	(112)	(107)	(107)	(110)	(100)	(117)	(120)	(113)	(110)
[ITM]	Feb-21	Mar-21	FY2020 Total	Apr-21	May-21	Jun-21	Jul-21	Aug-21	Sep-21	Oct-21	Nov-21	Dec-21	Jan-22	Feb-22	FY2021 Total
Domestic aircraft movements	4,392	6,258	80,920	7,969	6,865	7,253	7,456	8,933	8,060	8,934	9,451	10,970	11,275	8,386	95,552
	(42)	(53)	(58)	(71)	(59)	(64)	(62)	(72)	(72)	(80)	(83)	(92)	(96)	(79)	(75)
Domestic passenger traffic	326,089	603,913	5,812,333	463,804	341,583	415,677	599,293	598,178	462,214	723,672	911,610	970,464	716,862	466,169	6,669,526
	(27)	(42)	(36)	(36)	(24)	(32)	(43)	(37)	(33)	(53)	(62)	(70)	(56)	(39)	(44)
[UKB]	Feb-21	Mar-21	FY2020 Total	Apr-21	May-21	Jun-21	Jul-21	Aug-21	Sep-21	Oct-21	Nov-21	Dec-21	Jan-22	Feb-22	FY2021 Total
Domestic aircraft movements	1,063	2,499	23,222	2,772	1,972	1,965	2,543	2,670	2,345	2,406	2,938	3,044	2,796	1,929	27,380
	(48)	(100)	(78)	(112)	(75)	(81)	(99)	(98)	(84)	(86)	(104)	(99)	(100)	(88)	(94)
Domestic passenger traffic	43,381	174,788	1,213,613	129,868	82,445	90,758	142,299	155,594	116,785	161,236	222,270	226,123	164,723	87,853	1,579,954
	(18)	(61)	(38)	(51)	(30)	(35)	(51)	(47)	(39)	(55)	(74)	(80)	(59)	(36)	(51)

Note: Numbers in brackets show the percentage change compared to the same period two years earlier.
Numbers for February 2022 show comparison to the pre-pandemic levels recorded in February 2019.



Kansai Airports was established by a consortium made up of VINCI Airports and ORIX Corporation as its core members. Kansai Airports took over the operations of Kansai International Airport (“KIX”) and Osaka International Airport (“ITAMI”) from New Kansai International Airport Company (“NKIAC”) and has been operating the two airports since April 1, 2016.

Kansai Airports Kobe, Kansai Airports’ wholly-owned subsidiary, took over the operations of Kobe Airport (“KOBE”) from Kobe City and started its business as an operating company on April 1, 2018.

Under the concept of “One Kansai Airports Group”, Kansai Airports group strives to continuously improve its services for all airport guests through appropriate investments and efficient operations, with safety and security being the top priority. Kansai Airports group aims to maximize the potential of the three airports, for the benefit of the communities they serve.

For more information, please visit : <http://www.kansai-airports.co.jp/en/>

Kansai Airports

Location	1-banchi, Senshu-kuko kita, Izumisano-shi, Osaka	Shareholders	ORIX 40%, VINCI Airports 40%, Other investors 20% ¹
Company Representatives	Representative Director and CEO: Yoshiyuki Yamaya Representative Director and Co-CEO: Benoit Rulleau		
Business Scope	Operation and management services, etc. of Kansai International Airport and Osaka International Airport		

Kansai Airports Kobe

Location	1-ban, Kobe-kuko, Chuo-ku, Kobe-shi, Hyogo	Shareholder	Kansai Airports 100%
Company Representatives	Representative Director and CEO: Yoshiyuki Yamaya Representative Director and Co-CEO: Benoit Rulleau		
Business Scope	Operation and management services, etc. of Kobe Airport		



About ORIX:

ORIX Corporation (TSE: 8591; NYSE: IX) is a financial services group which provides innovative products and services to its customers by constantly pursuing new businesses.

Established in 1964, from its start in the leasing business, ORIX has advanced into neighboring fields and at present has expanded into lending, investment, life insurance, banking, asset management, automobile related, real estate and environment and energy related businesses. Since entering Hong Kong in 1971, ORIX has spread its businesses globally by establishing locations in 31 countries and regions across the world.

Going forward, ORIX intends to utilize its strengths and expertise, which generate new value, to establish an independent ORIX business model that continues to evolve perpetually. In this way, ORIX will engage in business activities that instill vitality in its companies and workforce, and thereby contribute to society. For more details, please visit our website: <https://www.orix.co.jp/grp/en/>

(As of March 31, 2021)



The world’s leading private airport operator, VINCI Airports operates 53 airports in 12 countries in Europe, Asia and the Americas. Thanks to its expertise as a global integrator, VINCI Airports develops, finances, builds and manages airports by providing its investment capacity and its know-how in optimizing operational performance, modernizing infrastructures and managing their operations. environmental transition. VINCI Airports is the first airport operator to have committed to an international environmental strategy in 2016, to achieve the goal of net zero emissions across its entire network by 2050.

www.vinci-airports.com

¹ ASICS Corporation; Iwatani Corporation; Osaka Gas Co., Ltd.; Obayashi Corporation; OMRON Corporation; The Kansai Electric Power Company, Incorporated; Kintetsu Group Holding Co., Ltd.; Keihan Holdings Co., Ltd.; Suntory Holdings Limited; JTB Corp.; Sekisui House, Ltd.; Daikin Industries, Ltd.; Daiwa House Industry Co., Ltd.; Takenaka Corporation; Nankai Electric Railway Co., Ltd.; NIPPON TELEGRAPH AND TELEPHONE WEST CORPORATION; Panasonic Corporation; Hankyu Hanshin Holdings, Inc.; Rengo Co., Ltd.; The Senshu Ikeda Bank, Ltd.; Kiyo Holdings, Inc.; The Bank of Kyoto, Ltd.; THE SHIGA BANK, LTD.; The Nanto Bank, Ltd.; Nippon Life Insurance Company; Mizuho Bank, Ltd.; Sumitomo Mitsui Trust Bank, Limited; MUFG Bank, Ltd.; Resona Bank, Limited; and the Private Finance Initiative Promotion Corporation of Japan.