



## KIX, ITAMI, KOBE January 2020 Traffic Report

### [KIX Aircraft Movement]

- **International passenger aircraft movements hit a record high for a single month**
- **Total aircraft movements and international aircraft movements hit record highs for the month of January**

- Total aircraft movements reached a record high for January at 17,926 <sup>\*1</sup> (up 6% YoY)
- International aircraft movements reached a record high for January at 13,816 <sup>\*2</sup> (up 8% YoY)
- International passenger aircraft movements reached a record high for a single month at 12,610 <sup>\*3</sup> (up 9% YoY)
- International freighter aircraft movements marked 1,074 <sup>\*4</sup> (down 5% YoY)
- Domestic aircraft movements marked 4,110 (remains flat)

\*1 Previous record high for the month of January: 16,928 (2019)

Monthly record high: 18,274 (August 2019)

\*2 Previous record high for the month of January: 12,836 (2019)

Monthly record high: 13,817 (August 2019)

\*3 Previous record high for the month of January: 11,605 (2019)

Monthly record high: 12,485 (August 2019)

\*4 Record high for the month of January: 1,468 (2008)

Monthly record high: 1,685 (March 2008)

### [KIX Passenger Traffic]

- **Total passenger traffic, international flight passengers, and foreign passengers on international flights hit record highs for the month of January**

Although international passenger traffic was affected by the accelerated spread of the novel coronavirus (COVID-19) in late January, total passenger traffic at KIX exceeded that of the same month last year.

- Total passenger traffic reached a record high for January at 2.60 million <sup>\*5</sup> (up 2% YoY)
- International passenger traffic reached a record high for January at 2.05 million <sup>\*6</sup> (up 2% YoY)
- Among passengers on international flights, Japanese passengers stood at 0.60 million <sup>\*7</sup> (down 3% YoY), while non-Japanese passengers reached a record high for January at 1.42 million <sup>\*8</sup> (up 4% YoY)
- Passengers on domestic flights amounted to 0.55 million <sup>\*9</sup> (remains flat)

\*5 Previous record high for the month of January: 2.56 million (2019)

Monthly record high: 2.89 million (March 2019)

\*6 Previous record high for the month of January: 2.01 million (2019)

Monthly record high: 2.25 million (March 2019)

\*7 Record high for the month of January: 0.73 million (2001)

Monthly record high: 0.97 million (August 2000)

\*8 Previous record high for the month of January: 1.36 million (2019)

Monthly record high: 1.57 million (April 2019)

\*9 Record high for the month of January: 0.62 million (1998)

Monthly record high: 0.84 million (August 1995)

### **[KIX Cargo Volume]**

- Total cargo volume stood at 55,679 tons<sup>\*10</sup> (down 14% YoY)
- International cargo volume stood at 54,604 tons<sup>\*11</sup> (down 14% YoY)

\*10 Record high for the month of January: 66,558 tons (2008)

Monthly record high: 95,578 tons (October 2000)

\*11 Record high for the month of January: 64,441 tons (2018)

Monthly record high: 88,546 tons (October 2000)

### **[ITAMI Aircraft Movement]**

- Domestic aircraft movements marked 11,773 (remains flat)

### **[ITAMI Passenger Traffic]**

- Domestic passenger traffic stood at 1.29 million (up 4% YoY)

### **[KOBE Aircraft Movement]**

- Domestic aircraft movements marked 2,791 (up 16% YoY)

### **[KOBE Passenger Traffic]**

- Domestic passenger traffic stood at 0.28 million (up 14% YoY)






## KIX / ITAMI / KOBE Traffic Report for January 2020

### 3 Airports Total Traffic report

<b>[Aircraft Movements]</b>	<b>32,490</b>	<b>(+4%)</b>
International	13,816	(+8%)
Domestic	18,674	(+2%)
<b>[Passengers]</b>	<b>4,175,494</b>	<b>(+3%)</b>
International	2,050,772	(+2%)
Domestic	2,124,722	(+4%)
<b>[Cargo(t)]</b>	<b>64,190</b>	<b>(-12%)</b>
International	54,604	(-14%)
Domestic	9,586	(-2%)

### Traffic report per Airports

	 <b>KIX</b>		 <b>ITAMI</b>		 <b>KOBE</b>	
<b>[Aircraft Movements]</b>	<b>17,926</b>	<b>(+6%)</b>	<b>11,773</b>	<b>(-0%)</b>	<b>2,791</b>	<b>(+16%)</b>
International	13,816	(+8%)	-	-	-	-
Domestic	4,110	(+0%)	11,773	(-0%)	2,791	(+16%)
<b>[Passengers]</b>	<b>2,603,610</b>	<b>(+2%)</b>	<b>1,290,831</b>	<b>(+4%)</b>	<b>281,053</b>	<b>(+14%)</b>
International	2,050,772	(+2%)	-	-	-	-
(Japanese)	(600,910)	(-3%)	-	-	-	-
(Non-Japanese)	(1,420,920)	(+4%)	-	-	-	-
Domestic	552,838	(+0%)	1,290,831	(+4%)	281,053	(+14%)
<b>[Cargo(t)]</b>	<b>55,679</b>	<b>(-14%)</b>	<b>8,511</b>	<b>(-2%)</b>	-	-
International	54,604	(-14%)	-	-	-	-
Domestic	1,075	(+6%)	8,511	(-2%)	-	-

\*The figures in the bracket ( ) are the percentage of change on a year-on-year basis.

### Contact Information for Inquiries

Corporate Communications  
Planning & Administration  
TEL: +81-72-455-2201

# KIX Traffic Report

25-Feb-20

Kansai Airports

	2019																2020					
	FY2018					FY2019																
	Final figures																Preliminary figures					
	Jan 2019	Feb	Mar	FY2018 Total	Daily ave.	Apr	May	Jun	Jul	Aug	Sep	Oct	Nov	Dec	2019 Total	Daily ave.	Jan	FY2019 Total	Daily ave.	2020 Total	Daily ave.	
Aircraft movements	16,928 (105)	15,511 (106)	17,503 (101)	189,658 (101)	519.6	17,394 (109)	17,722 (109)	17,271 (109)	18,175 (111)	18,274 (109)	16,738 (191)	16,681 (102)	16,840 (103)	17,740 (103)	206,777 (111)	566.5	17,926 (112)	174,761 (111)	571.1	17,926 (106)	578.3	
International flights	12,836 (107)	11,892 (109)	13,397 (109)	143,092 (103)	392.0	13,297 (113)	13,528 (110)	13,223 (110)	13,787 (113)	13,817 (111)	12,699 (207)	12,739 (102)	12,932 (104)	13,738 (105)	157,885 (113)	432.6	13,816 (108)	133,576 (113)	436.5	13,816 (108)	445.7	
Passenger	11,605 (108)	10,813 (111)	12,038 (111)	127,907 (105)	350.4	11,957 (115)	12,278 (112)	11,902 (112)	12,457 (114)	12,485 (112)	11,435 (210)	11,354 (101)	11,538 (104)	12,299 (105)	142,161 (114)	389.5	12,610 (109)	120,315 (115)	393.2	12,610 (109)	406.8	
Cargo	1,127 (94)	971 (89)	1,243 (94)	13,630 (96)	37.3	1,161 (94)	1,130 (91)	1,105 (91)	1,227 (103)	1,177 (101)	1,151 (187)	1,183 (104)	1,246 (101)	1,288 (103)	14,009 (101)	38.4	1,074 (95)	11,742 (103)	38.4	1,074 (95)	34.6	
Others	104 (94)	108 (76)	116 (84)	1,555 (75)	4.3	179 (109)	120 (83)	216 (169)	103 (97)	155 (128)	113 (164)	202 (122)	148 (87)	151 (96)	1,715 (106)	4.7	132 (127)	1,519 (114)	5.0	132 (127)	4.3	
Domestic flights	4,092 (100)	3,619 (97)	4,106 (93)	46,566 (93)	127.6	4,097 (104)	4,194 (104)	4,048 (104)	4,388 (109)	4,457 (105)	4,039 (154)	3,942 (101)	3,908 (101)	4,002 (95)	48,892 (104)	134.0	4,110 (100)	41,185 (104)	134.6	4,110 (100)	132.6	
Passenger	3,897 (99)	3,448 (97)	3,958 (97)	44,275 (94)	121.3	3,881 (104)	3,960 (102)	3,769 (103)	4,160 (109)	4,174 (103)	3,832 (154)	3,701 (100)	3,688 (100)	3,834 (97)	46,302 (104)	126.9	3,907 (100)	38,906 (106)	127.1	3,907 (100)	126.0	
Cargo	35 (60)	31 (65)	44 (68)	513 (57)	1.4	40 (69)	37 (71)	37 (57)	71 (120)	46 (110)	33 (413)	33 (94)	40 (91)	41 (103)	488 (85)	1.3	18 (51)	396 (90)	1.3	18 (51)	0.6	
Others	160 (140)	140 (93)	104 (78)	1,778 (109)	4.9	176 (136)	197 (189)	242 (142)	157 (90)	237 (136)	174 (138)	208 (131)	180 (133)	127 (63)	2,102 (119)	5.8	185 (116)	1,883 (123)	6.2	185 (116)	6.0	
No. of passengers	2,558,610 (107)	2,505,974 (105)	2,886,831 (106)	29,409,138 (102)	80,573	2,735,050 (108)	2,757,902 (110)	2,707,829 (112)	2,796,126 (113)	2,880,198 (104)	2,470,117 (203)	2,520,778 (103)	2,544,737 (101)	2,549,633 (99)	31,913,785 (110)	87,435	2,603,610 (111)	26,565,980 (111)	86,817	2,603,610 (102)	83,987	
International flights	2,008,298 (108)	1,982,269 (107)	2,248,104 (109)	22,896,449 (105)	62,730	2,165,053 (109)	2,158,722 (111)	2,155,724 (114)	2,183,206 (113)	2,223,752 (105)	1,875,651 (211)	1,955,777 (102)	1,979,713 (101)	1,995,746 (99)	24,932,015 (111)	68,307	2,050,772 (102)	20,744,116 (111)	67,791	2,050,772 (102)	66,154	
Japanese PAX	616,901 (108)	579,223 (114)	835,949 (112)	7,175,561 (107)	19,659	584,514 (122)	658,841 (119)	596,058 (112)	624,843 (108)	822,219 (103)	697,552 (222)	630,904 (103)	645,629 (100)	650,680 (103)	7,943,313 (114)	21,763	600,910 (97)	6,512,150 (113)	21,282	600,910 (97)	19,384	
Foreign PAX	1,363,573 (107)	1,382,056 (104)	1,403,789 (107)	15,518,924 (103)	42,518	1,569,243 (105)	1,484,593 (107)	1,535,854 (116)	1,533,251 (116)	1,383,227 (106)	1,163,255 (205)	1,309,753 (101)	1,321,468 (101)	1,323,120 (98)	16,773,182 (110)	45,954	1,420,920 (104)	14,044,684 (110)	45,898	1,420,920 (104)	45,836	
Transit PAX	27,824 (145)	20,990 (158)	8,366 (90)	201,964 (90)	553	11,296 (166)	15,288 (95)	23,812 (104)	25,112 (104)	18,306 (110)	14,844 (204)	15,120 (102)	12,616 (91)	21,946 (93)	215,520 (116)	590	28,942 (104)	187,282 (109)	612	28,942 (104)	934	
Domestic flights	550,312 (103)	523,705 (99)	638,727 (98)	6,512,689 (94)	17,843	569,997 (104)	599,180 (106)	552,105 (104)	612,920 (112)	656,446 (103)	594,466 (180)	565,001 (106)	565,024 (103)	553,887 (99)	6,981,770 (107)	19,128	552,838 (100)	5,821,864 (109)	19,026	552,838 (100)	17,833	
Cargo volume handled (t)	64,589 (98)	52,407 (85)	70,175 (91)	811,218 (95)	2,223	65,759 (89)	62,238 (87)	58,869 (81)	65,225 (90)	62,300 (82)	65,185 (219)	67,149 (93)	70,511 (89)	67,292 (87)	771,699 (93)	2,114	55,679 (86)	640,207 (93)	2,092	55,679 (86)	1,796	
International cargo	63,579 (99)	51,370 (85)	68,900 (91)	797,436 (96)	2,185	64,502 (90)	60,848 (87)	57,724 (81)	63,865 (89)	61,197 (82)	63,995 (217)	65,803 (92)	69,162 (89)	65,849 (87)	756,794 (93)	2,073	54,604 (86)	627,549 (93)	2,051	54,604 (86)	1,761	
Loaded	30,571 (98)	26,743 (87)	32,259 (87)	392,021 (99)	1,074	30,350 (87)	27,196 (78)	26,801 (75)	27,648 (81)	27,139 (75)	28,767 (189)	29,552 (82)	30,404 (80)	29,558 (80)	346,988 (86)	951	23,971 (78)	281,386 (84)	920	23,971 (78)	773	
Unloaded	33,008 (100)	24,627 (83)	36,641 (96)	405,415 (93)	1,111	34,152 (92)	33,652 (97)	30,923 (88)	36,217 (97)	34,058 (89)	35,228 (247)	36,251 (103)	38,758 (97)	36,291 (93)	409,806 (99)	1,123	30,633 (93)	346,163 (101)	1,131	30,633 (93)	988	
Domestic cargo	1,010 (73)	1,037 (72)	1,275 (79)	13,782 (69)	38	1,257 (84)	1,390 (83)	1,145 (85)	1,360 (99)	1,103 (94)	1,190 (524)	1,346 (173)	1,349 (127)	1,443 (108)	14,905 (100)	41	1,075 (106)	12,658 (110)	41	1,075 (106)	35	
Delivery	475 (69)	510 (73)	598 (74)	6,499 (69)	18	667 (90)	662 (99)	631 (98)	752 (119)	676 (115)	678 (575)	722 (213)	777 (156)	840 (122)	7,988 (112)	22	551 (116)	6,956 (129)	23	551 (116)	18	
Arrival	535 (78)	527 (71)	677 (86)	7,283 (70)	20	590 (78)	728 (73)	514 (73)	608 (83)	427 (72)	512 (470)	624 (142)	572 (102)	603 (93)	6,917 (89)	19	524 (98)	5,702 (94)	19	524 (98)	17	

- Figures in brackets indicate YoY comparison (previous year's results defined as 100).
- "Others" in "Aircraft movements" includes ferry flights, fueling/private/special aircraft and rotorcraft.
- Pax for international flights are based on data published by the Kansai Airport District Immigration Office of Osaka Regional Immigration Bureau.
- Pax for domestic flights include infants.
- International cargo volume indicates loaded/unloaded volume at KIX on international flights according to data published by Osaka Customs.
- All figures in the table except those specified in 3 and 5 above are based on research by Kansai Airports.

## ITAMI Traffic Report

	2019																2020				
	FY2018								FY2019												
	Final figures																Preliminary				
	Jan 2019	Feb	Mar	FY2018 Total	Daily ave.	Apr	May	Jun	Jul	Aug	Sep	Oct	Nov	Dec	2019 Total	Daily ave.	Jan	FY2019 Total	Daily ave.	2020 Total	Daily ave.
Domestic aircraft movements	11,823 (101)	10,562 (101)	11,741 (101)	138,490 (100)	380.5	11,284 (100)	11,703 (100)	11,342 (100)	11,998 (102)	12,328 (99)	11,232 (104)	11,234 (96)	11,320 (99)	11,863 (100)	138,430 (100)	379.3	11,773 (100)	116,077 (100)	379.3	11,773 (100)	379.8
Passenger flights	11,552 (101)	10,273 (101)	11,407 (101)	134,550 (100)	369.6	11,002 (100)	11,375 (99)	10,973 (100)	11,645 (103)	12,079 (100)	10,900 (104)	11,014 (97)	11,014 (99)	11,628 (100)	134,862 (100)	369.5	11,488 (99)	113,118 (100)	369.7	11,488 (99)	370.6
Others	271 (101)	289 (96)	334 (93)	3,940 (104)	10.8	282 (106)	328 (118)	369 (107)	353 (82)	249 (70)	332 (92)	220 (96)	306 (74)	235 (90)	3,568 (90)	9.8	285 (105)	2,959 (89)	9.7	285 (105)	9.2
No. of passengers on domestic flights	1,242,172 (104) (103) (103)	1,200,410 (103) (103)	1,440,245 (102) (102)	16,299,264 (104) (103)	44,778	1,306,300 (100)	1,397,020 (102)	1,309,919 (102)	1,387,507 (106)	1,608,338 (102)	1,383,453 (102)	1,377,378 (96)	1,462,141 (102)	1,389,326 (103)	16,504,209 (102) (102)	45,217	1,290,831 (104)	13,912,213 (102)	45,465	1,290,831 (104)	41,640
Cargo volume handled (t)	8,724 (91)	8,662 (91)	10,467 (90)	125,092 (94)	344	9,860 (95)	9,276 (94)	9,265 (92)	10,845 (96)	10,423 (93)	10,537 (97)	10,306 (90)	9,946 (96)	11,340 (97)	119,651 (94)	328	8,511 (98)	100,309 (95)	328	8,511 (98)	275
Domestic departure	4,363 (92)	4,430 (92)	5,148 (88)	58,775 (96)	161	4,607 (94)	4,014 (92)	4,214 (94)	4,764 (96)	4,685 (97)	4,769 (99)	4,830 (91)	5,038 (98)	5,885 (98)	56,747 (94)	155	4,334 (99)	47,140 (96)	154	4,334 (99)	140
Domestic Arrival	4,361 (90)	4,232 (90)	5,319 (92)	66,317 (93)	182	5,253 (96)	5,262 (95)	5,051 (91)	6,081 (95)	5,738 (90)	5,768 (95)	5,476 (89)	4,908 (95)	5,455 (97)	62,904 (93)	172	4,177 (96)	53,169 (94)	174	4,177 (96)	135

- Figures in brackets indicate YoY comparison (previous year's results defined as 100)
- "Others" in "aircraft movements" includes ferry flights, fueling/private/special aircraft and rotorcraft.
- Pax for domestic flights include infants from April 2018 (The row indicated by an asterisk (\*) shows YoY comparison for reference)
- International flights operated: 1 in Apr. 2019 · 16 in Jun. 2019
- \*2019 Total...17 · FY2019 Total...17
- All figures are based on research by Kansai Airports.

## KOBE Traffic Report

	2019																2020				
	FY2018								FY2019												
	Final figures																				
	Jan 2019	Feb	Mar	FY2018 Total	Daily ave.	Apr	May	Jun	Jul	Aug	Sep	Oct	Nov	Dec	2019 Total	Daily ave.	Jan	FY2019 Total	Daily ave.	2020 Total	Daily ave.
Domestic aircraft movements	2,412 (108)	2,198 (107)	2,493 (106)	29,613 (107)	81.1	2,473 (109)	2,633 (106)	2,414 (100)	2,575 (102)	2,721 (101)	2,785 (122)	2,791 (105)	2,830 (115)	3,066 (112)	31,391 (108)	86.0	2,791 (116)	27,079 (109)	88.5	2,791 (116)	90.0
Passenger flights	1,800 (99)	1,623 (99)	1,793 (99)	21,332 (100)	58.4	1,800 (100)	1,860 (100)	1,799 (100)	1,864 (104)	2,009 (110)	1,953 (116)	1,982 (109)	2,103 (121)	2,197 (122)	22,783 (107)	62.4	2,228 (124)	19,795 (110)	64.7	2,228 (124)	71.9
Others	612 (145)	575 (135)	700 (130)	8,281 (131)	22.7	673 (141)	773 (124)	615 (101)	711 (97)	712 (82)	832 (137)	809 (97)	727 (102)	869 (94)	8,608 (111)	23.6	563 (92)	7,284 (104)	23.8	563 (92)	18.2
No. of passengers on domestic flights	246,197 (102)	245,950 (100)	288,873 (101)	3,190,606 (102)	8,741	253,658 (100)	275,687 (104)	262,527 (101)	281,004 (106)	330,172 (109)	301,690 (113)	293,787 (107)	299,468 (112)	284,224 (112)	3,363,237 (106)	9,214	281,053 (114)	2,863,270 (108)	9,357	281,053 (114)	9,066

- Figures in brackets indicate YoY comparison (previous year's results defined as 100)
- "Others" in "aircraft movements" includes ferry flights, fueling/private/special aircraft and rotorcraft.
- Pax for domestic flights include infants.
- International flights operated: 4 in July 2018, 6 in August 2018, 3 in Sept. 2018, 1 in Oct. 2018, 5 in Nov 2018, 2 in Dec 2018, 3 in Mar 2019, 1 in Apr 2019, 4 in Jun 2019, 2 in Jul 2019, 3 in Aug 2019, 1 in Oct 2019, 3 in Nov 2019, 2 in Dec 2019, 6 in Jan 2020
- \*2019 Total...19 · FY2019 Total...22 · 2020 Total...6
- All figures are based on research by Kansai Airports Kobe.

## Shaping a New Journey



Kansai Airports was established by a consortium made up of VINCI Airports and ORIX Corporation as its core members. Kansai Airports took over the operations of Kansai International Airport (“KIX”) and Osaka International Airport (“ITAMI”) from New Kansai International Airport Company (“NKIAC”) and has been operating the two airports since April 1, 2016.

Kansai Airports Kobe, Kansai Airports’ wholly-owned subsidiary, took over the operations of Kobe Airport (“KOBE”) from Kobe City and started its business as an operating company on April 1, 2018.

Under the concept of “One Kansai Airports Group”, Kansai Airports group strives to continuously improve its services for all airport guests through appropriate investments and efficient operations, with safety and security being the top priority. Kansai Airports group aims to maximize the potential of the three airports, for the benefit of the communities they serve.

For more information, please visit : <http://www.kansai-airports.co.jp/en/>

### Kansai Airports

Location	1-banchi, Senshu-kuko kita, Izumisano-shi, Osaka	Shareholders	ORIX 40%, VINCI Airports 40%, Other investors 20% <sup>1</sup>
Company Representatives	Representative Director and CEO:Yoshiyuki Yamaya Representative Director and Co-CEO: Benoit Rulleau		
Business Scope	Operation and management services, etc. of Kansai International Airport and Osaka International Airport		

### Kansai Airports Kobe

Location	1-ban, Kobe-kuko, Chuo-ku, Kobe-shi, Hyogo	Shareholder	Kansai Airports 100%
Company Representatives	Representative Director and CEO: Yoshiyuki Yamaya Representative Director and Co-CEO: Benoit Rulleau		
Business Scope	Operation and management services, etc. of Kobe Airport		



ORIX Corporation (TSE: 8591; NYSE: IX) is an opportunistic, diversified, innovation-driven global powerhouse with a proven track record of profitability. Established in 1964, ORIX at present operates a diverse portfolio of businesses in the operations, financial services, and investment spaces. ORIX’s highly complementary business activities span industries including: energy, private equity, infrastructure, automotive, ship and aircraft, real estate and retail financial services. ORIX has also spread its business globally by establishing locations in a total of 37 countries and regions across the world. Through its business activities, ORIX has long been committed to corporate citizenship and environmental sustainability. For more details, please visit our website:

<http://www.orix.co.jp/grp/en/>



VINCI Airports, as the leading private airport operator in the world, manages the development and operation of 45 airports located in Brazil, Cambodia, Chile, Costa Rica, the Dominican Republic, France, Japan, Portugal, Serbia, Sweden, the United Kingdom and the United States. Served by more than 250 airlines, VINCI Airports’ network handled 255 million passengers in 2019. Through its expertise as a comprehensive integrator, VINCI Airports develops, finances, builds and operates airports, leveraging its investment capability, international network and know-how to optimise the management and performance of airports and to carry out airport expansions and upgrades. In 2019, its annual revenue for managed activities amounted to €4.9 billion, for a consolidated revenue of €2.6 billion.

[www.vinci-airports.com](http://www.vinci-airports.com)

<sup>1</sup> ASICS Corporation; Iwatani Corporation; Osaka Gas Co., Ltd.; Obayashi Corporation; OMRON Corporation; The Kansai Electric Power Company, Incorporated; Kintetsu Group Holding Co., Ltd.; Keihan Holdings Co., Ltd.; Suntory Holdings Limited; JTB Corp.; Sekisui House, Ltd.; Daikin Industries, Ltd.; Daiwa House Industry Co., Ltd.; Takenaka Corporation; Nankai Electric Railway Co., Ltd.; NIPPON TELEGRAPH AND TELEPHONE WEST CORPORATION; Panasonic Corporation; Hankyu Hanshin Holdings, Inc.; Rengo Co., Ltd.; The Senshu Ikeda Bank, Ltd.; Kiyo Holdings, Inc.; The Bank of Kyoto, Ltd.; THE SHIGA BANK, LTD.; The Nanto Bank, Ltd.; Nippon Life Insurance Company; Mizuho Bank, Ltd.; Sumitomo Mitsui Trust Bank, Limited; MUFG Bank, Ltd.; Resona Bank, Limited; and the Private Finance Initiative Promotion Corporation of Japan.