



Over 1,500 weekly-international flights from KIX scheduled for Summer 2019
- Led by expanded flight network to US & Europe and increased flights to China & Southeast Asia -

Kansai Airports is delighted to announce that the number of international scheduled flights per week at Kansai International Airport (KIX) for summer 2019 (during August peak) is expected to top 1,500, hitting an all-time high of 1,548 flights, up 166 flights from the 2018 summer schedule and up 67 flights from the 2018 winter schedule. This growth is driven by new routes and increased flights to Europe and the US as well as further network expansion to China and Southeast Asia. International passenger flights are expected to exceed 1,400 a week for the first time since the opening of the airport, hitting a record of 1,403 flights a week, while international cargo traffic will stand at 145 flights a week, making it the fourth busiest summer schedule ever.

As for passenger flights to Europe, British Airways (BA) will resume four-weekly flights connecting KIX and London for the first time in 20 years. Finnair (AY) will increase its weekly flights between KIX and Helsinki from seven to ten, and Lufthansa (LH) will operate seven-weekly flights from/to Munich, shifting the route from Frankfurt. In the US segment, Delta Air Lines (DL) will resume operations between KIX and Seattle with seven-weekly flights after six years of absence.

Meanwhile, passenger flights to mainland China will significantly increase to a total of 453 flights per week (+107 flights from summer 2018). Hainan Airlines (HU), the airline launched services to KIX this February, will continue to operate three flights a week each on the KIX-Shenzhen route and the KIX-Haikou route that was resumed by the airline after 12 years of absence. China Eastern Airlines (MU) will also launch three-weekly flights between KIX and Taiyuan, via Yantai – the first-ever scheduled service connecting KIX with Taiyuan. In addition, Juneyao Airlines (HO) and Shandong Airlines (SC) will start operating a daily flight between KIX and Qingdao, and Okay Airways (BK) will open two-weekly flights between KIX and Changsha. Sichuan Airlines (3U) and China Southern Airlines (CZ) will also increase flights on several routes, and other airlines are expected to maintain their services launched or increased in the 2018 winter schedule, including Air China's (CA) KIX-Hangzhou services and Spring Airlines' (9C) KIX-Guangzhou services.

For Southeast Asian destinations, Thai Lion Air (SL), a Thailand-based low-cost carrier (LCC), will begin five-weekly flights between KIX and Bangkok (Dom Mueang) while Singapore Airlines (SQ) will operate three-daily flights to Singapore, adding seven-weekly flights. In total, KIX will serve 198 flights per week to and from Southeast Asia (+49 flights from summer 2018).

In terms of domestic passenger flights, Jetstar Japan (GK) will launch the first service connecting KIX and Shimojishima from July 3.

The number of international LCC flights will be 536 flights a week (+42 flights from summer 2018), comprising 38% of the total international passenger flights, a slight decrease due to an increase in the number of full-service carrier (FSC) services.

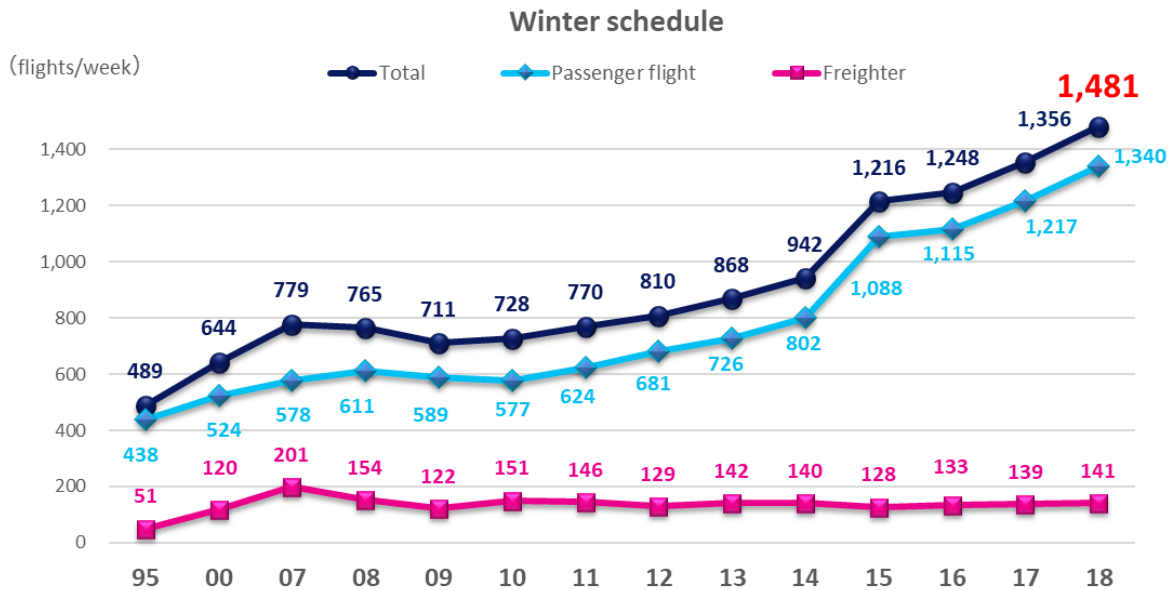
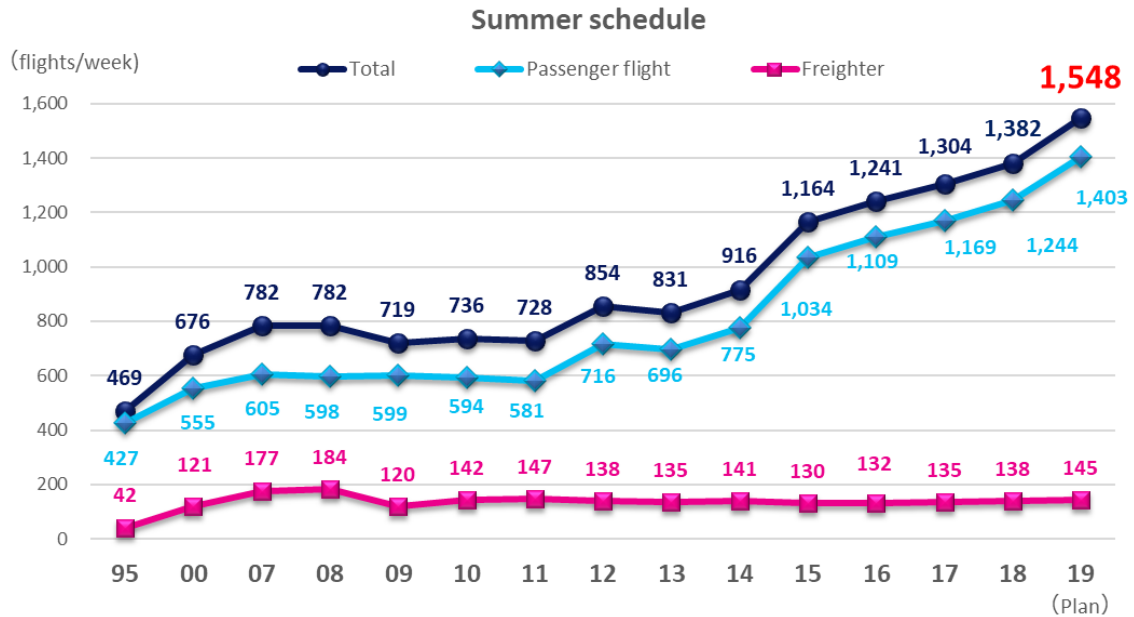
The number of domestic LCC flights will be 39 flights a day (1 flight decreased from August 2018), which represents more than half of the total domestic services. With regard to domestic LCC services, the number of low-cost airlines operating at KIX will be reduced from three to two in May due to the merger of Peach Aviation and Vanilla Air.

Contact Information

Branding & Communications
Planning & Administration
TEL: +81-72-455-2201



International scheduled flights




2019 Summer Schedule - Key Increase of Scheduled Flights


● International Passenger Flight

	Airline	Route	Flight/week	Increase	Start from	Comment
F S C	 British Airways	London	0→4	4	April 1	Direct flights on the KIX-London route will start. British Airways will resume the service for the first time in the last 20 years.
	 Finnair	Helsinki	7→10	3	April 1	Flight frequency on the KIX-Helsinki route will increase. This will be the first overnight flight from KIX to Europe.
	 Lufthansa	Frankfurt → Munich	7	0	April 1	Lufthansa will change the route of direct flights from KIX-Frankfurt to KIX-Munich.
	 Delta Air Lines	Seattle	0→7	7	April 2	Direct flights on the KIX-Seattle route will start. Delta Air Lines will resume the KIX-Seattle route for the first time in 6 years.
	 China Eastern Airlines	Yantai-Taiyuan	Taiyuan 0→3 Yantai 3→6	3	March 31	In addition to KIX-Yantai-Beijing route, the airline will open the KIX-Yantai-Taiyuan route.
	 Juneyao Airlines	Qingdao	0→7	7	March 31	Direct flights on the KIX-Qingdao route will start.
	 Shandong Airlines	Qingdao	0→7	7	March 31	In addition to KIX-Qingdao-Urumqi route, the airline will offer direct flights on the KIX-Qingdao route.
	 Okay Airways	Tianjin	2→4	2	March 31	Frequency on the KIX-Tianjin route will increase.
	 Okay Airways	Changsa	0→2	2	April 25	Direct flights on the KIX-Changsa route will start.
	 Sichuan Airlines	Chengdu	3→7	4	March 31	Frequency on the KIX-Chengdu route will increase.
	 Sichuan Airlines	Xian	4→7	3	March 31	Frequency on the KIX-Xian route will increase.
	 China Southern Airlines	Dalian	6→7	1	March 31	Frequency on the KIX-Dalian route will increase.
	 China Southern Airlines	Shenzhen	5→6→7	2	March 31 June 1	Frequency on the KIX-Shenzhen route will increase.
	 China Southern Airlines	Shenyang	5→6→7	2	March 31 June 1	Frequency on the KIX-Shenyang route will increase.
	 China Southern Airlines	Harbin	3→4	1	June 1	Frequency on the KIX-Harbin route will increase.
L C C	 Singapore Airlines	Singapore	14→21	7	April 27	Frequency on the KIX-Singapore route will increase.
	 Thai Lion Air	Bangkok (Dom Mueang)	0→5	5	March 28	Direct flights on the KIX-Bangkok (Dom Mueang) route will start. This will be the airline's first service to KIX.
	 Jetstar Pacific Airlines	Hanoi	3→7	4	March 31	Frequency on the KIX-Hanoi route will increase.
	 peach	Taipei	14→21→28	14	April 25 June 28	Frequency on the KIX-Taipei route will increase.
	 NokScoot	Bangkok (Dom Mueang)	6→7	1	July 3	Frequency on the KIX-Bangkok (Dom Mueang) route will increase.

● International Cargo Flight

Airline	Route	Flight/week	Increase	Start from	Comment
 Lufthansa Cargo Networking the world. Lufthansa Cargo	Frankfurt	2→3	1	March 2	Frequency on the KIX-FRA route increased.
 ANA Cargo	Shanghai	4→6	2	July 1 - August 25	Frequency on the KIX-PVG (Aircraft: 777F) route will increase only in July and August.

● Domestic Passenger Flight

Airline	Route	Flight/week	Increase	Start from	Comment
 Jetstar Japan	Shimajishima	0→4→7	7	July 3 July 20	Direct flights to Shimajishima will begin with 4 flights/week on July 3, which will be increased to 7 flights/week on July 20.

Note: The above is based on KAP statistics and includes flights subject to government approval.

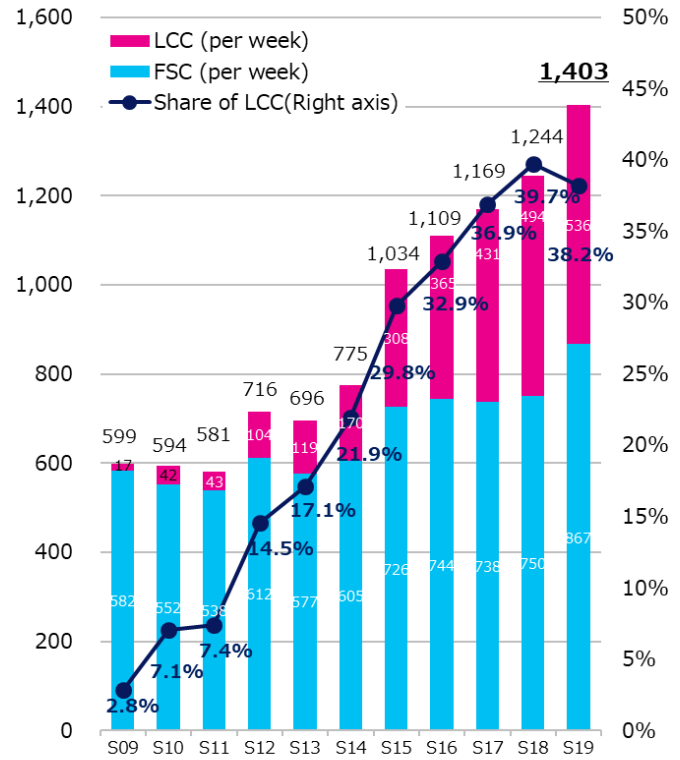
Overview of LCC & number of flights by destination

◇ International LCC flights: 20 airlines 28 cities

Airline	Route	FLT/w
Peach Aviation	Seoul (Incheon)	28
(Total 94 Flights)	Hong Kong	17
	Taipei	28
	Kaohsiung	7
	Busan	7
	Shanghai	7
Jeju Air	Busan	10
(Total 68 Flights)	Seoul (Incheon)	24
	Seoul (Gimpo)	14
	Guam	6
	Cheongju	7
	Muan	7
Air Busan	Busan	21
(Total 35 Flights)	Daegu	14
Easter Jet	Seoul (Incheon)	14
(Total 25 Flights)	Busan	7
	Cheongju	4
Jin Air	Seoul (Incheon)	28
(Total 42 Flights)	Busan	14
T'Way Airlines	Seoul (Incheon)	21
(Total 56 Flights)	Daegu	14
	Guam	7
	Jeju	7
	Busan	7
Air Seoul	Seoul (Incheon)	14
Spring Airlines	Shanghai	14
(Total 41 Flights)	Wuhan	2
	Tianjin	4
	Chongqing	3
	Xian	1
	Yangzhou Taizhou	2
	Luoyang	1
	Dalian	7
	Guangzhou	7
Hong Kong Express	Hong Kong	33
Tigerair Taiwan	Taipei	14
(Total 17 Flights)	Kaohsiung	3
Cebu Pacific Air	Manila	7
Jetstar Pacific Airlines	Hanoi	7
VietJet Air	Hanoi	7
(Total 14 Flights)	Ho Chi Minh City	7
Thai AirAsiaX	Bangkok (Don Muang)	14
Nok Scoot	Bangkok (Don Muang)	7
Thai Lion Air	Bangkok (Don Muang)	5
AirAsia X	Kuala Lumpur	7
(Total 18 Flights)	Kuala Lumpur (via Taipei)	4
	Honolulu	7
Jetstar Asia Airways	Singapore (via Taipei)	11
(Total 18 Flights)	Singapore (via Manila)	4
	Singapore (via Clark)	3
Scoot	Singapore (via Kaohsiung)	7
(Total 14 Flights)	Singapore (via Bangkok)	3
	Singapore	4
Jetstar Airways	Cairns	7
Total		536

◇ International passenger flights (scheduled)

(Flights/week)



◇ International passenger flights by destination

(flights/week)															
	S16	(city)	W16	(city)	S17	(city)	W17	(city)	S18	(city)	W18	(city)	S19 (Plan)	(city)	share
South Korea	255	(4)	281	(4)	327	(4)	355	(4)	360	(6)	346	(6)	357	(6)	25.4%
China	327	(35)	330	(35)	326	(32)	336	(32)	346	(32)	415	(33)	453	(33)	32.3%
Hong Kong & Macau	108	(2)	114	(2)	133	(2)	131	(2)	133	(2)	141	(2)	127	(2)	9.1%
Taiwan	165	(3)	148	(3)	134	(3)	138	(3)	128	(3)	135	(3)	135	(3)	9.6%
Southeast Asia	128	(9)	139	(9)	137	(10)	153	(10)	149	(10)	180	(11)	198	(11)	14.1%
North America	48	(5)	33	(3)	46	(4)	41	(3)	56	(4)	53	(3)	54	(5)	3.8%
*Hawaii	*21	*(1)	*21	*(1)	*25	*(1)	*29	*(1)	*36	*(1)	*39	*(1)	*28	*(1)	
Europe	33	(5)	23	(5)	26	(4)	21	(4)	28	(4)	26	(4)	35	(6)	2.5%
Oceania & Guam	35	(3)	37	(4)	28	(3)	32	(5)	33	(4)	34	(5)	32	(3)	2.3%
Others	10	(3)	10	(3)	12	(4)	10	(3)	11	(4)	10	(3)	12	(4)	0.9%
Total	1,109	(69)	1,115	(68)	1,169	(66)	1,217	(66)	1,244	(69)	1,340	(70)	1,403	(73)	100.0%
Japanese AL	5		5		5		5		5		5		3		
Foreign AL	52		51		53		53		54		56		59		
Total AL	57		56		58		58		59		61		62		

* *The "Others" category includes Middle East, India and Far East Asia.

International scheduled flights per week (departure & arrival)

Country & Area	Airline	2018 Summer (25 Mar - 27 Oct) Peak month (Aug)			2018 Winter (28 Oct - 30 Mar) Peak month (Mar)			2019 Summer (31 Mar - 26 Oct) Peak month (Aug)		
		Actual			Actual			Plan		
		Passenger	Cargo	Total	Passenger	Cargo	Total	Passenger	Cargo	Total
Japan	JL Japan Airlines	56		56	56		56	42		42
	NH All Nippon Airways	49	10	59	49	8	57	49	10	59
	MM Peach	80		80	81		81	94		94
	GK Jetstar Japan	7		7	6		6			
	JW Vanilla Air	7		7	7		7			
U.S.A.	UA United Airlines	14		14	14		14	14		14
	DL Delta Air Lines	7		7	7		7	14		14
	HA Hawaiian Airlines	7		7	7		7	7		7
	FX Federal Express		55	55		57	57		58	58
	5X United Parcel Service		16	16		16	16		16	16
Canada	AC Air Canada	6		6				5		5
The U.K.	BA British Airways							4		4
Germany	LH Lufthansa German Airlines	7		7	7		7	7		7
	GEC Lufthansa Cargo		2	2		3	3		3	3
Netherlands	KL KLM Royal Dutch Airlines	7		7	7		7	7		7
France	AF Air France	7		7	5		5	7		7
	SB Aircalin	2		2	1		1	2		2
Italy	C8 Cargolux Italia		3	3		3	3		3	3
Finland	AY Finnair	7		7	7		7	10		10
United Arab Emirates	EK Emirates	7		7	7		7	7		7
Azerbaijan	7L Silk Way West Airlines		1	1		3	3		2	2
Russia	S7 S7 Airlines	1		1				2		2
Korea	KE Korean Air	53	3	56	53	3	56	53	3	56
	OZ Asiana Airlines	42	2	44	42	2	44	42	2	44
	7C Jeju Air	77		77	66		66	68		68
	BX Air Busan	35		35	35		35	35		35
	ZE Easter Jet	22		22	31		31	25		25
China	LJ Jin Air	35		35	35		35	42		42
	TW T'Way Airlines	54		54	49		49	56		56
	RS Air Seoul	21		21	14		14	14		14
	CA Air China	45		45	57		57	57		57
	CAO Air China Cargo		7	7		6	6		8	8
	MU China Eastern Airlines	60		60	63		63	66		66
	CK China Cargo Airlines		4	4		5	5		5	5
	CZ China Southern Airlines	47		47	48		48	54		54
	MF Xiamen Airlines	10		10	17		17	21		21
	FM Shanghai Airlines	7		7	7		7	7		7
	Y8 Suparna Airlines		5	5		5	5		5	5
	CF China Postal Airlines		5	5		5	5		5	5
	ZH Shenzhen Airlines	25		25	32		32	32		32
	SC Shandong Airlines	14		14	21		21	28		28
	9C Spring Airlines	27		27	41		41	41		41
	HO Juneyao Airlines	34		34	35		35	42		42
	GS Tianjin Airlines	7		7	14		14	14		14
	JD Beijing Capital Airlines	2		2	2		2	2		2
	BK Okay Airlines	2		2	2		2	6		6
	3U Sichuan Airlines	3		3	7		7	14		14
	HU Hainan Airlines				6		6	6		6
Hong Kong	CX Cathay Pacific	42	4	46	42	4	46	42	4	46
	UO Hong Kong Express	32		32	40		40	33		33
	HX Hong Kong Airlines	21		21	21		21	21		21
	LD Air Hong Kong		6	6		6	6		6	6
Macau	NX Air Macau	7		7	7		7	7		7
Taiwan	BR EVA Air	35	2	37	35	2	37	35	2	37
	CI China Airlines	34	13	47	41	13	54	41	13	54
	IT Tigerair Taiwan	17		17	17		17	17		17
Philippines	PR Philippine Airlines	21		21	21		21	21		21
	5J Cebu Pacific Air	7		7	7		7	7		7
Vietnam	VN Vietnam Airlines	14		14	21		21	21		21
	BL Jetstar Pacific Airlines	8		8	4		4	7		7
	VJ VietJet Air				14		14	14		14
Thailand	TG Thai Airways International	14		14	14		14	14		14
	XJ Thai AirAsiaX	14		14	14		14	14		14
	XW NokScoot				6		6	7		7
	SL Thia Lion Air							5		5
Malaysia	MH Malaysia Airlines	7		7	7		7	7		7
	D7 AirAsia X	11		11	18		18	18		18
Singapore	SQ Singapore Airlines	14		14	14		14	21		21
	3K Jetstar Asia Airways	18		18	19		19	18		18
	TR Scoot	15		15	15		15	14		14
Indonesia	GA Garuda Indonesia	7		7	10		10	10		10
India	AI Air India	3		3	3		3	3		3
Australia	QF Qantas Airways	3		3	4		4	3		3
	JQ Jetstar Airways	7		7	5		5	7		7
New Zealand	NZ Air New Zealand				3		3			
TOTAL	Flights per week	1,244	138	1,382	1,340	141	1,481	1,403	145	1,548
	Flights per day	177.7	19.7	197.4	191.4/日	20.1/日	211.6/日	200.4/日	20.7/日	221.1/日
	Number of operating airlines	59	16	69	61	16	71	62	16	72
	Number of countries (region)	20	21	25	19	21	23	21	22	25
	Number of cities	69	45	86	70	44	85	73	45	89

* The above is based on KAP statistics and includes flights subject to government approval.

















* Codeshare flights are counted under Operating Airlines.

* Any fraction in the number of flights is rounded down (i.e. not counted).

Change from last year (S18 vs S19) and previous schedule (W18 vs S19)

Destination	Airline	S18 (actual) → S19 (plan) breakdown (change on peak)	W18 (actual) → S19 (plan) breakdown (change on peak)
South Korea		-3	+11
	Jeju Air	Busan -4	
	Jeju Air	Seoul (Incheon) -6	Seoul (Incheon) +3
	Jeju Air	Muan +2	
	Eastar Jet	Seoul (Incheon) -1	Seoul (Incheon) -7
	Eastar Jet	Busan +3	
	Eastar Jet	Cheongju +1	Cheongju +1
	Jin Air	Seoul (Incheon) +7	Seoul (Incheon) +7
	T Way Air	Seoul (Incheon) +2	Seoul (Incheon) +7
	Air Seoul	Seoul (Incheon) -7	
China		+107	+38
	Air China	Tianjin +4	
	Air China	Chengdu +4	
	Air China	Hangzhou +4	
	China Eastern Airlines	Dalian +3	
	China Eastern Airlines	Yantai/Taiyuan +3	Yantai/Taiyuan +3
	China Southern Airlines	Guangzhou/Sanya -7	Guangzhou/Sanya -7
	China Southern Airlines	Guangzhou +7	Guangzhou +7
	China Southern Airlines	Dalian +2	Dalian +1
	China Southern Airlines	Shenyang +2	Shenyang +2
	China Southern Airlines	Shenzhen +2	Shenzhen +2
	China Southern Airlines	Harbin +1	Harbin +1
	Hainan Airlines	Shenzhen +3	
	Hainan Airlines	Haikou +3	
	Xiamen Airlines	Xiamen +3	Xiamen +3
	Xiamen Airlines	Fuzhou +1	Fuzhou +1
	Xiamen Airlines	Hangzhou +7	
	Shenzhen Airlines	Wuxi +7	
	Shandong Airlines	Jinan +7	
	Shandong Airlines	Qingdao +7	Qingdao +7
	Spring Airlines	Dalian +7	
	Spring Airlines	Guangzhou +7	
	Juneyao Airlines	Nanjing +1	
	Juneyao Airlines	Qingdao +7	Qingdao +7
	Tianjin Airlines	Tianjin +7	
	Okay Airways	Tianjin +2	Tianjin +2
	Okay Airways	Changsha +2	Changsha +2
	Sichuan Airlines	Chengdu +4	Chengdu +4
	Sichuan Airlines	Xian +7	Xian +3
Hong Kong & Macau		-6	-14
	Peach		Hong Kong -1
	Jetstar Japan	Hong Kong -7	Hong Kong -6
	HK Express	Hong Kong +1	Hong Kong -7
Taiwan		+7	+0
	Japan Airlines	Taipei -7	Taipei -7
	Peach	Taipei +14	Taipei +14
	Vanilla Air	Taipei -7	Taipei -7
	China Airlines	Taipei +5	
	China Airlines	Kaohsiung +2	
Southeast Asia		+49	+18
	Vietnam Airlines	Da Nang +7	
	Jetstar Pacific Airlines	Da Nang -4	
	Jetstar Pacific Airlines	Hanoi +3	Hanoi +3
	VietJet Air	Hanoi +7	
	VietJet Air	Ho Chi Minh City +7	
	NokScoot	Don Muang Airport +7	Don Muang Airport +1
	Thai Lion Air	Don Muang Airport +5	Don Muang Airport +5
	Air Asia X	Taipei/Kuala Lumpur +4	
	Singapore Airlines	Singapore +7	Singapore +7
	Jestar Asia Airways		Manila/Singapore -1
	Scoot Tigerair	Kaohsiung/Singapore +3	Kaohsiung/Singapore +3
	Garuda Indonesia	Jakarta +3	
North America & Hawaii		-2	+1
	Japan Airlines	Honolulu -7	Honolulu -7
	Delta Air Lines	Seattle +7	Seattle +7
	Air Canada	Vancouver -1	Vancouver +5
	Air Asia X	Honolulu +3	
	Scoot Tigerair	Honolulu -4	Honolulu -4
Europe		+7	+9
	British Airways	London (Heathrow) +4	London (Heathrow) +4
	Finnair	Helsinki +3	Helsinki +3
	Lufthansa	Munich +7	Munich +7
	Lufthansa	Frankfurt -7	Frankfurt -7
	Air France		Paris +2
Oceania & Guam		-1	-2
	Aircalin		Noumea +1
	Jeju Air	Guam -1	Guam -1
	Qantas Airways		Sydney -1
	Jetstar Airways		Cairns +2
	Air New Zealand		Auckland -3
Others		+1	+2
	S7 Airlines	Vladivostok +1	Vladivostok +2
Freighter		+7	+4
	ANA - All Nippon Airways		Freighter +2
	FedEx Express	Freighter +3	Freighter +1
	Lufthansa Cargo	Freighter +1	
	Silk Way West Airlines	Freighter +1	Freighter -1
	Air China Cargo	Freighter +1	Freighter +2
	China Cargo Airlines	Freighter +1	
Total		1,382→1,548 [+166]	1,481→1,548 [+67]

Number of Domestic Scheduled Passenger Flights

Region	City	ITAMI								KIX								KOBE								
		2018 Summer	2018 Winter	2019 Summer						2018 Summer	2018 Winter	2019 Summer								2018 Summer	2018 Winter	2019 Summer				
				Total								Total										Total				
Hokkaido	Sapporo (New Chitose)	10	10	10	4		6			15	15	13	3		4		4	2		6	6	6	1	3		2
	Memanbetsu									1																
	Kushiro									1	1	1					1									
	Hakodate	2	2	2	1		1																			
Tohoku/ Shinetsu	Aomori	6	6	6	3		3																			
	Misawa	1	1	1	1																					
	Akita	6	6	6	3		3																			
	Hanamaki	4	4	4	4																					
	Yamagata	3	3	3	3																					
	Sendai	14	15	15	8		5	2		3	3	3					3			2	2	2		2		
	Fukushima	4	4	4			2	2																		
	Niigata	10	10	10	4		3	3		1	1	1					1									
Kanto	Narita	4	4	4	2		2			6	7	6					2	4								
	Haneda	30	30	30	15		15			13	13	13	3		5	5				9	9	9	2	7		
	Ibaraki																			2	2	2		2		
Kinki/ Chugoku/ Shikoku	Tajima	2	2	2		2																				
	Oki	1	1	1	1																					
	Izumo	5	4	4	4																					
	Matsuyama	12	12	12	3		9			1	1	1					1									
	Kochi	6	6	6			6				1	1						1								
Kyushu	Fukuoka	10	10	10	4		5	1		6	5	5			1		3	1								
	Nagasaki	7	7	7	4		3			2	2	1					1			3	3	3		3		
	Kumamoto	10	10	10	3		6		1		1	1						1								
	Oita	7	7	7	3		3	1																		
	Miyazaki	11	11	11	5		6			2	2	2					2									
	Kagoshima	13	13	13	7		6			2	3	3					3			2	2	2		2		
	Yakushima	1	1	1		1																				
	Amami	1	1	1	1					1	1	1							1							
Okinawa	Naha	5	5	5	2		3			14	13	14		3	4		4	3		6	5	6		3	3	
	Ishigaki									3	3	3		1	1		1									
	Miyako									2	1	1			1											
	Shimojishima																	*								
Number of flights per day	(Result)	185	185	-	-	-	-	-	-	73	73	-	-	-	-	-	-	-	1	30	29	-	-	-	-	-
	(Plan)	185	185	185	85	3	87	9	1	67	70	70	6	4	16	5	26	12		30	29	30	3	22	3	2
Number of cities		26	26	26	22	2	18	5	1	16	17	17	2	2	6	1	12	6	1	7	7	7	2	7	1	1

*Non-scheduled and charter flights are excluded.

*The figures shown above refer to the number of flights during peak time (April for 19S; confirmed information only)

■ Airlines at ITAMI: Japan Airlines (JAL), Japan Air Commuter (JAC), All Nippon Airways (ANA), IBEX Airlines (IBEX), Amakusa Airlines (AMX)

■ Airlines at KIX: Japan Airlines (JAL), Japan Transocean Air (JTA), All Nippon Airways (ANA), Star Flyer (SFJ), Peach Airlines (APJ), Jetstar Japan (JJP)

(*Jetstar Japan (JJP) will start its service to Shimajiri on July 3)

(Vanilla Air (VNL) will end its service to Amamioshima on May 6; Peach Aviation (APJ) plans to start operation on the route from 2019 winter schedule)

■ Airlines at KOBE: All Nippon Airways (ANA), Skymark Airlines (SKY), Air Do (ADO), Solaseed Air (SND)

Number of Domestic Scheduled Freighter

○KIX-Naha 5 flights/week (one way) operated by ANA
 ○Naha-KIX 5 flights/week (one way) operated by ANA
 ○Narita-KIX 6 flights/week (one way) operated by ANA (July 1 - August 25)

FY2018 Traffic Results (Apr 2018 – Feb 2019) 2019 Summer Schedule

March 26, 2019



Shaping a New Journey



CONTENTS

 **FY2018 Traffic (Apr 2018 – Feb 2019)**

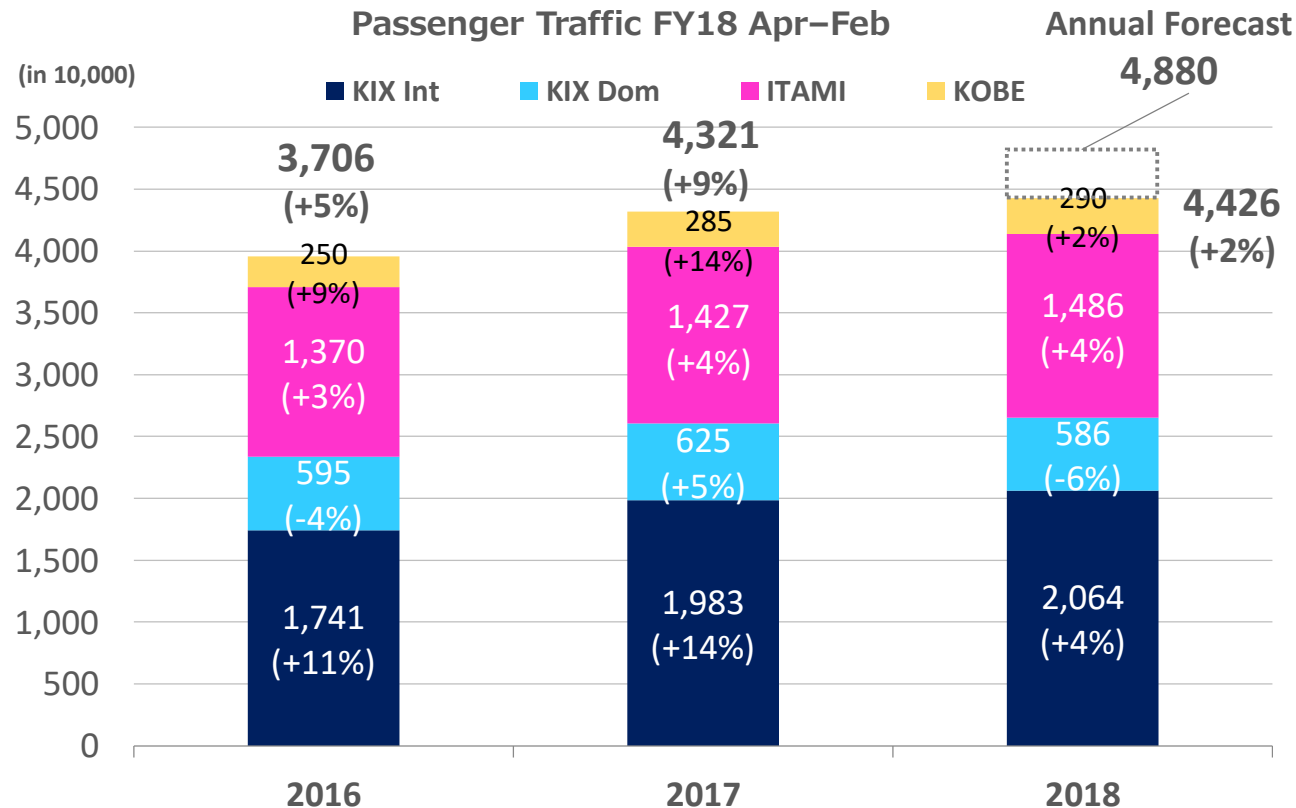
 **2019 Summer Schedule**

 **Q&A**

FY2018 Traffic (Apr 2018 - Feb 2019)

Passenger Traffic of 3 Airports - FY2018

In FY2018, total passenger traffic at 3 airports is estimated to reach 48.8 million, up 2% YoY



*The figures in brackets show YoY change. ITAMI's results for FY2016 & FY2017 exclude infants.

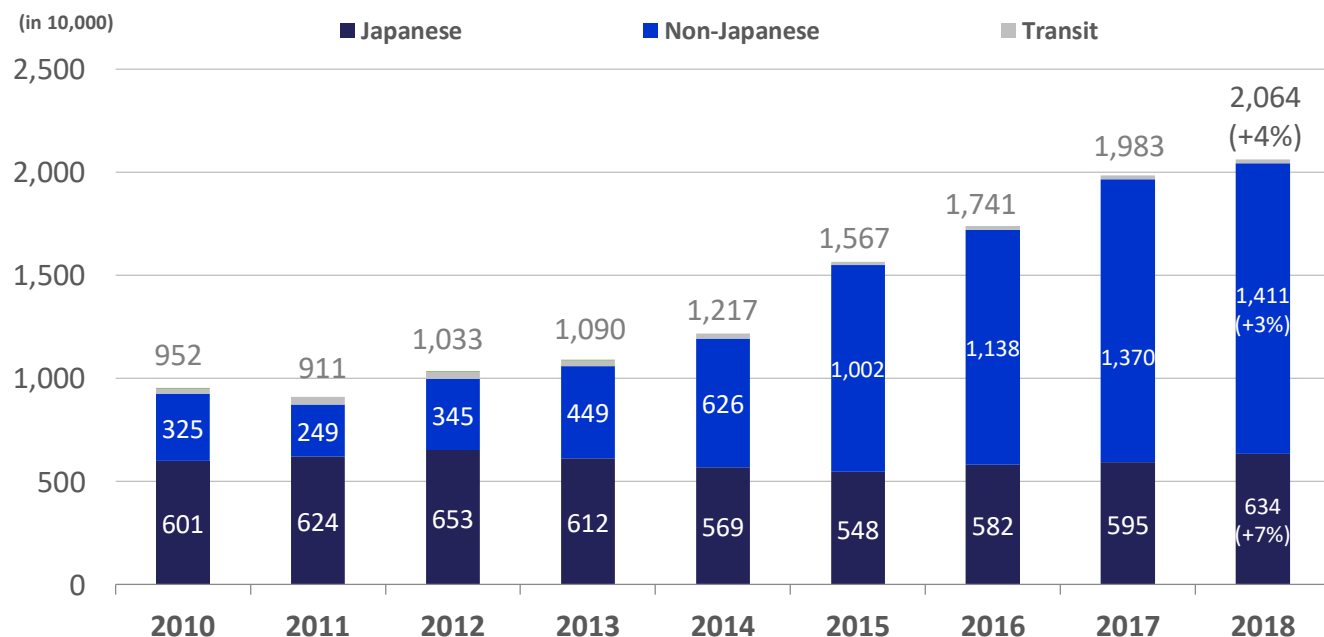
- ✈ Despite the impact of the typhoon and earthquake, passenger traffic at 3 airports from Apr. 2018 to Feb.2019 exceeded that of last year, reaching 44.26 million (Total passenger volume of 3 airports from Apr. to Feb., excluding infants at ITAMI, was 44.08 million, up 2% YoY)
- ✈ KIX Int'l maintained an upward trend thanks to continuous growth in foreign visitors to Japan as well as recovery in Japanese passengers traveling overseas
- ✈ KIX Dom was lower than last year, down 6%, due to LCC route reorganization
- ✈ ITAMI Dom increased by 4% from last year thanks to upgauging
- ✈ KOBE Dom had a higher load factor, up 2% YoY

KIX Int'l - Japanese/Non-Japanese Passenger Traffic (Apr-Feb)

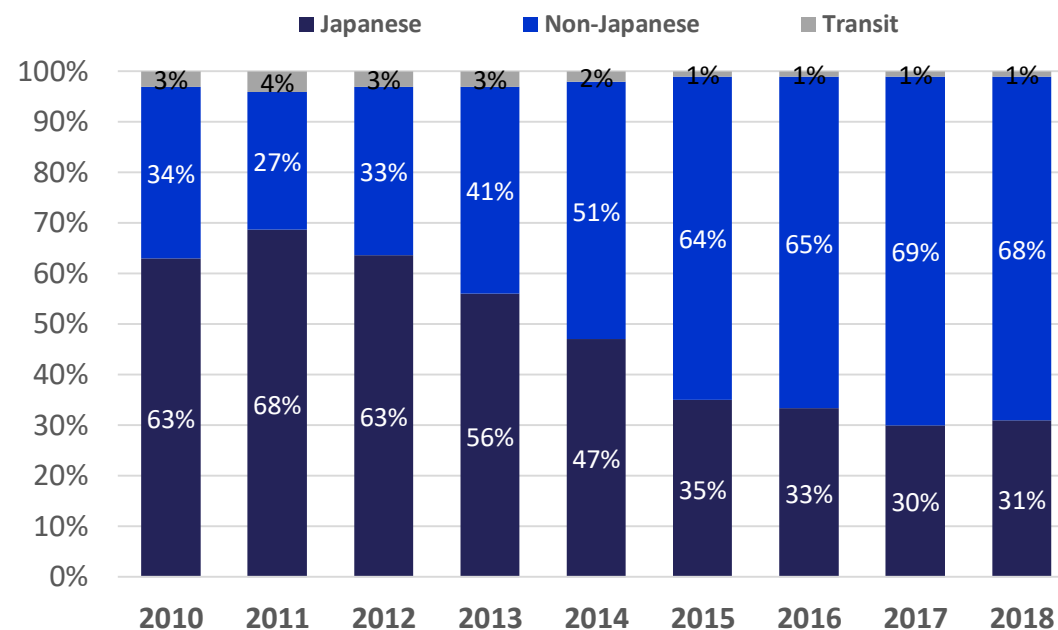
Number of Japanese/Non-Japanese pax increased from last year, maintaining an upward trend

- ✈ Non-Japanese passengers reached 14.11 million, up 3% YoY, despite the impact of the earthquake and typhoon
- ✈ Japanese passengers reached 6.34 million, up 7% YoY. The total for FY2018 is expected to exceed 7 million for the first time in 6 years since FY2012

Int'l - Japanese/Non-Japanese pax FY18 Apr-Feb (11-month total)



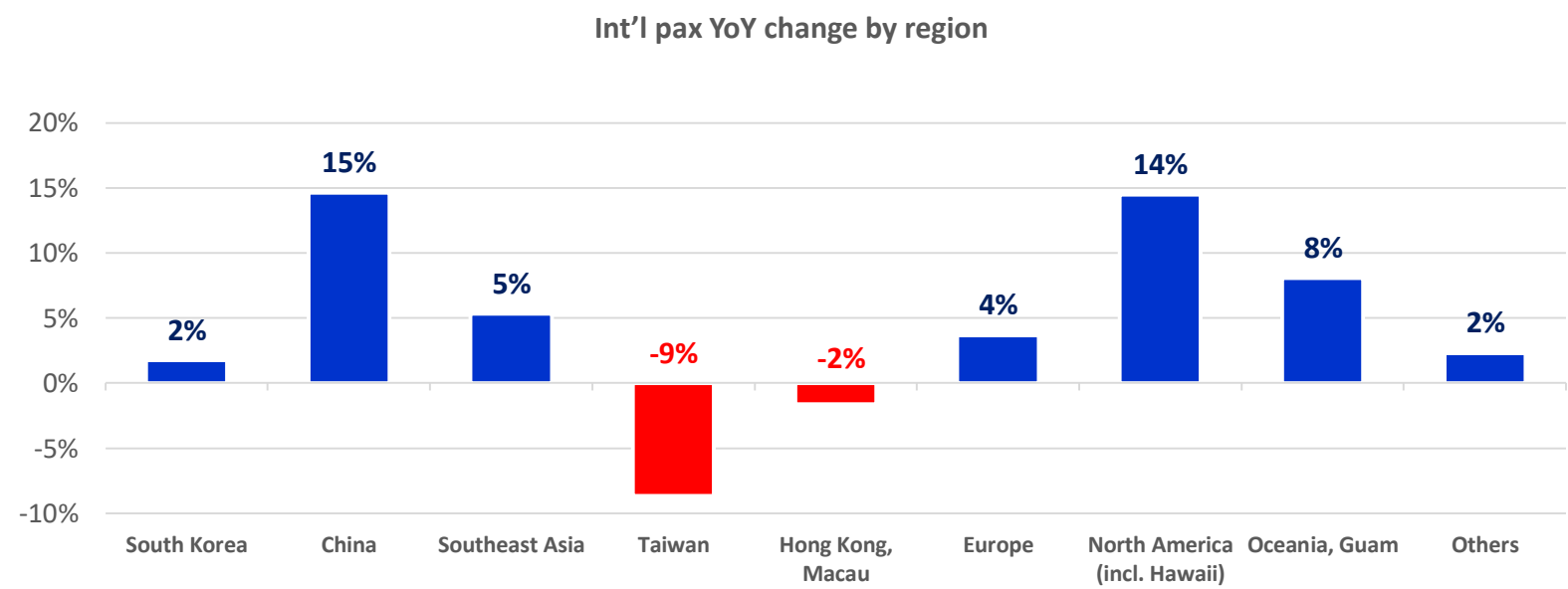
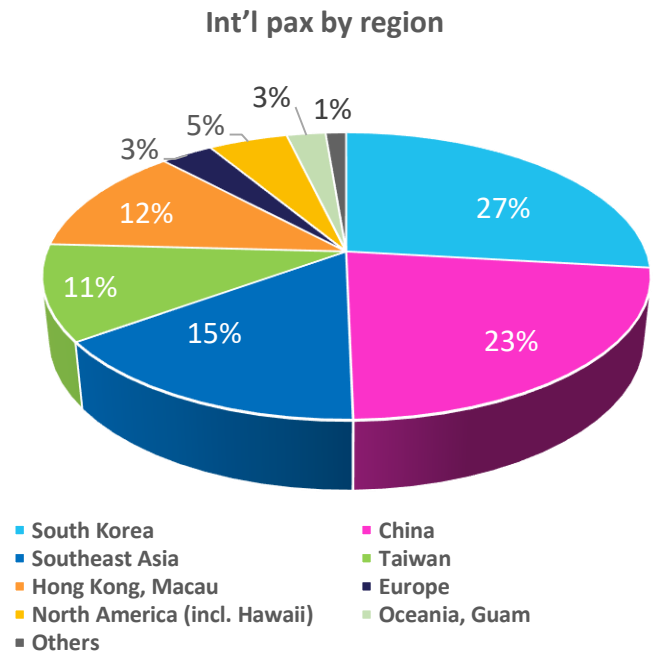
Int'l - Japanese/Non-Japanese pax percentage



KIX Int'l – Passenger Traffic by Region (Apr-Feb)

Strong performance on China and Southeast Asia routes

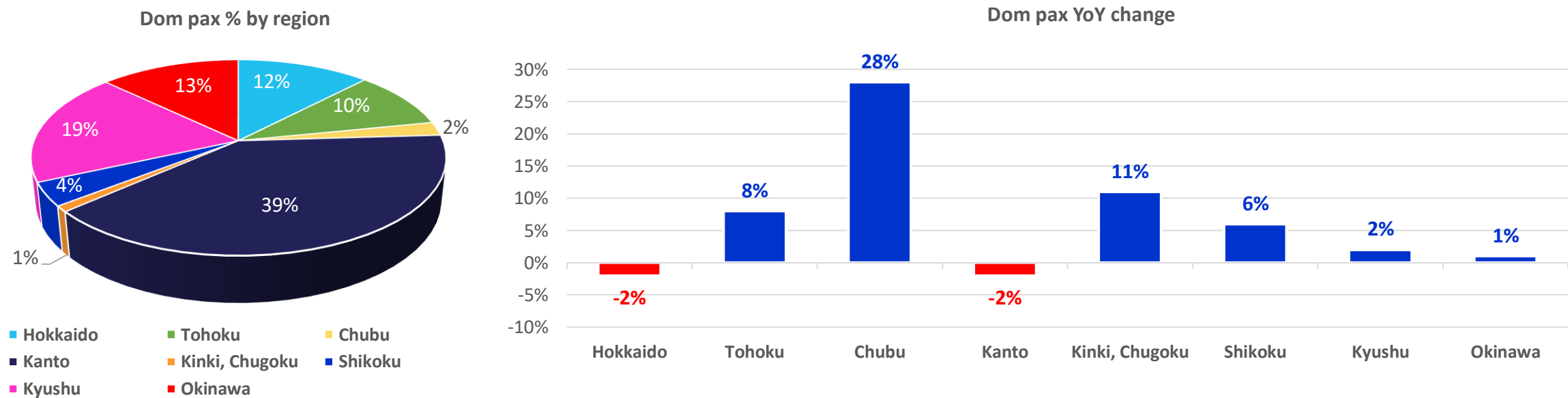
- ✈ With increasing flight frequency on the China and Southeast Asia routes, passenger traffic to/from China and Southeast Asia increased by 15% and by 5% YoY, respectively
- ✈ Long-haul flights to/from Europe, Hawaii, Oceania and Guam also maintained an upward trend



3 Airport Dom - Passenger Traffic by Region (Apr-Feb)

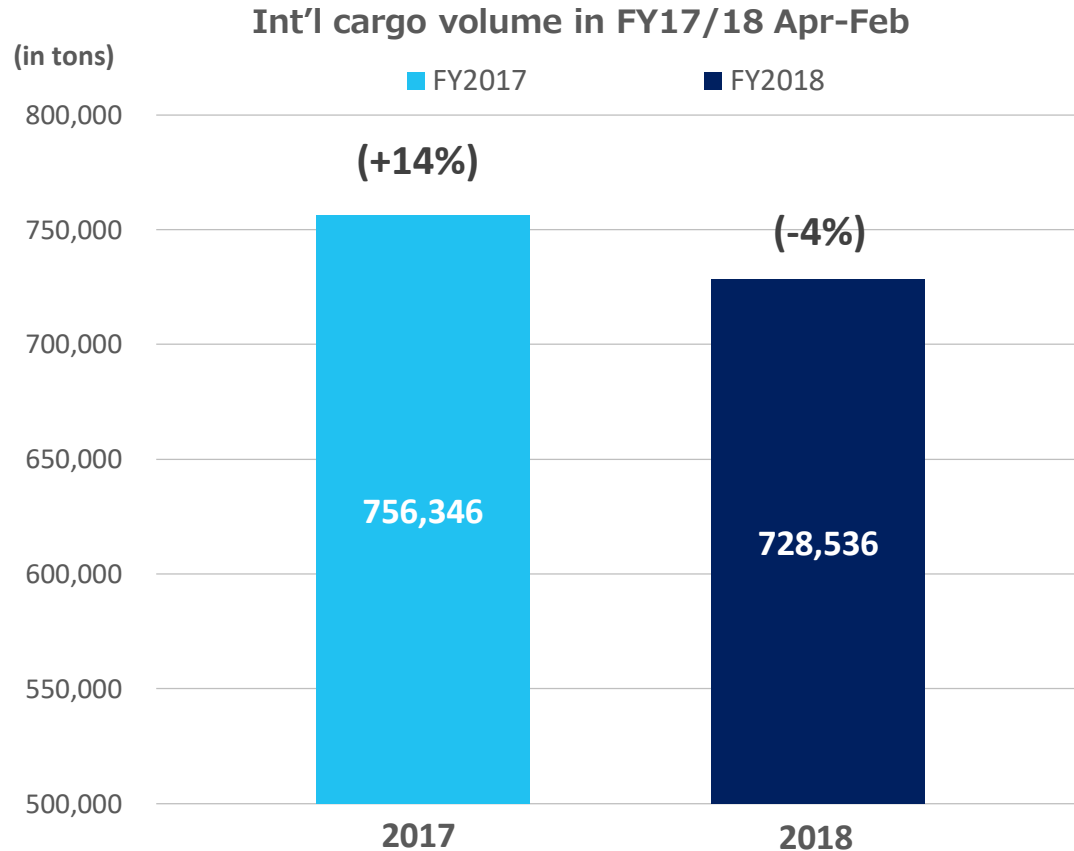
Passenger traffic of 3 airports combined reached 23.62 million, up 1% YoY

- ✈ The Chubu region, where the Niigata route was launched, shows strong growth
- ✈ Pax traffic growth was also robust on routes serving Shikoku and Kyushu thanks to the launch of new service to Kochi and Kumamoto
- ✈ Pax traffic to/from Hokkaido started recovering from winter, despite the impact of the Hokkaido earthquake that occurred in September



KIX Int'l Cargo Results (Apr-Feb)

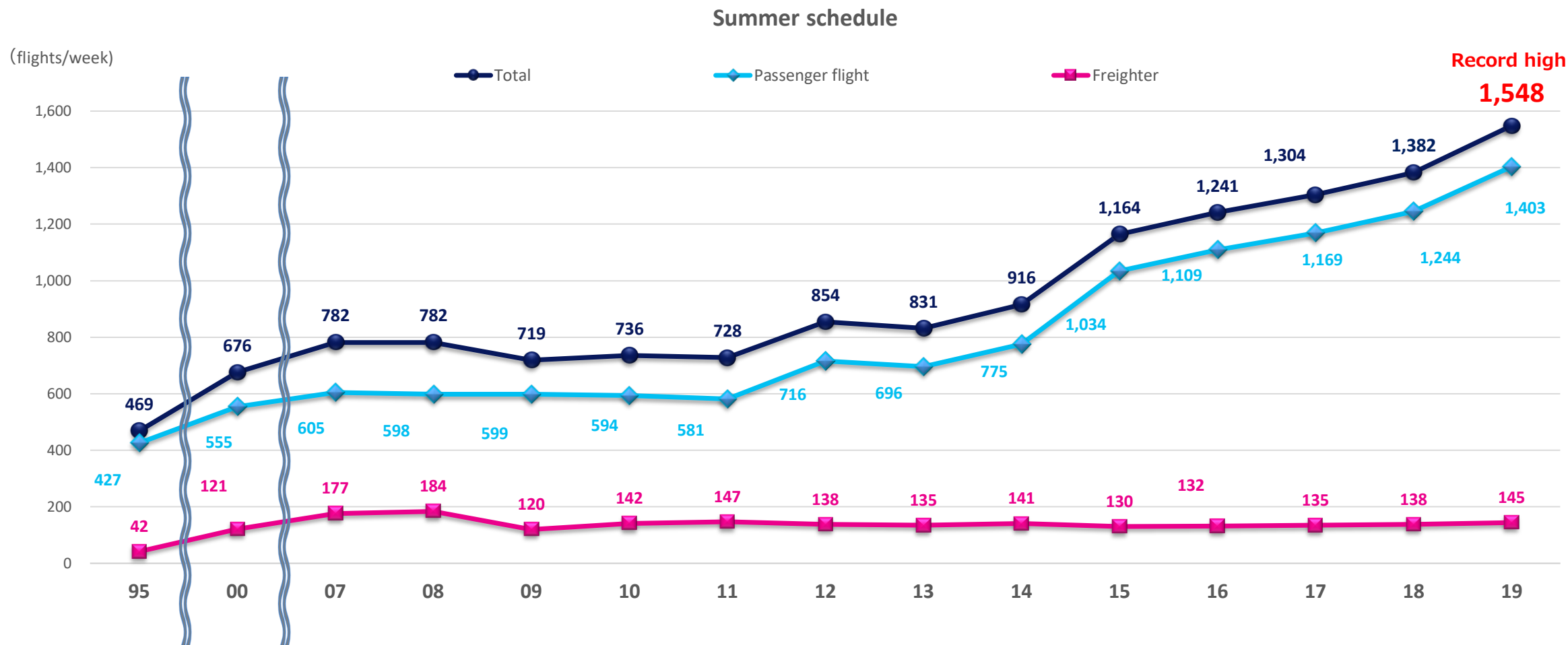
KIX int'l cargo volume was down 4% YoY at 730,000 tons



- ✈ Due to the typhoon, int'l cargo volume decreased by 4% YoY in the April to February period.
- ✈ Despite a drop of 60% YoY in September due to the typhoon, the volume recovered to nearly the same level as the previous year in November. Cargo facilities have almost fully been restored.
- ✈ Int'l cargo volume fell YoY in January and February, showing a downward trend.

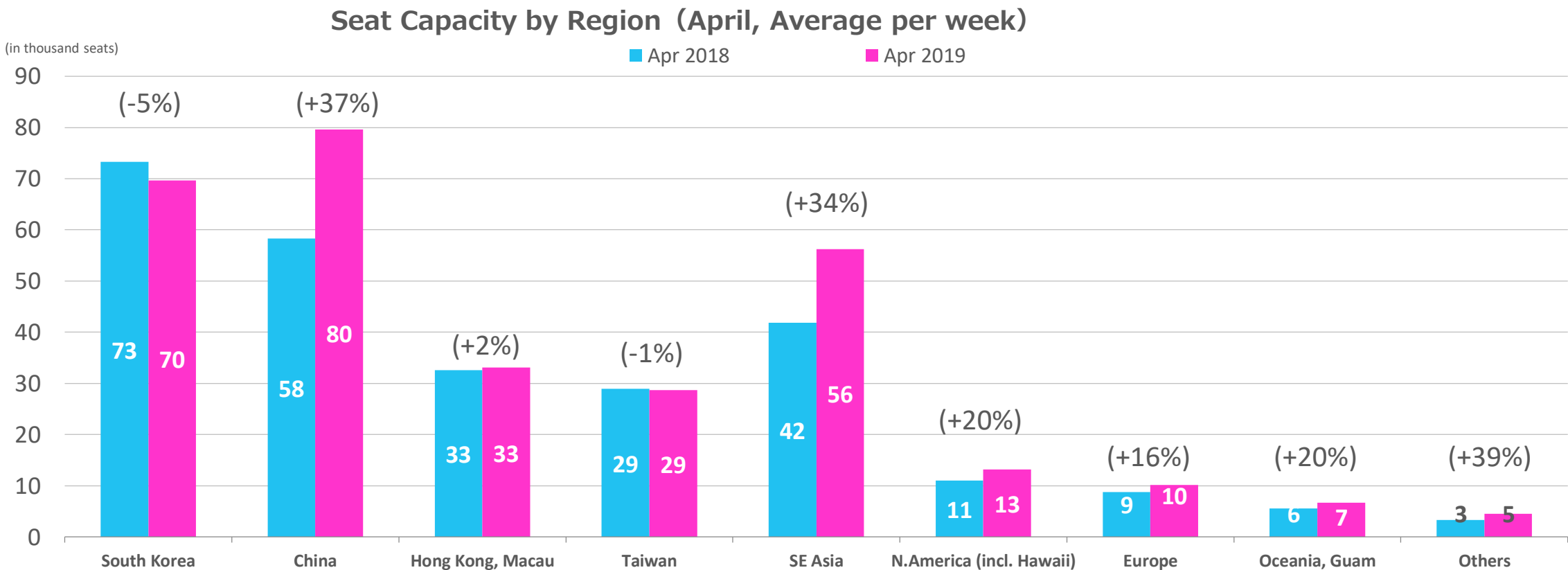
2019 Summer Schedule

KIX 2019 Summer Schedule - Int'l Scheduled Flights



Summer Schedule – Seat Capacity of Int’l Passenger Flights by Region

Total seat capacity is expected to grow 15% compared to 2018



*The figures in brackets indicate YoY change. "Others" refers to India, Middle East and Far East Asia.

Int'l Scheduled Flights - Network Development



*The region-wide figures indicate the comparison btw 18S and 19S.
*The figures for each airline's flights indicate the comparison btw 18W and 19S.

Dom Scheduled Flights - Network Development



Jetstar Japan (LCC)
KIX - Shimojishima

New: 0->4 flights/w (July 3)

Increase: 4->7 flights/w (July 20)



