



**Over 1,400 International Flights from KIX Scheduled for Winter 2018  
- Bolstered mid- to long-haul route networks and added service to China -**

Kansai Airports is delighted to announce that the number of international scheduled flights at Kansai International Airport (KIX) for winter 2018 (during March peak) is expected to top 1,400, hitting an all-time high of 1,451 flights a week, up 95 flights per week compared to the 2017 winter schedule and up 69 flights per week compared to the 2018 summer schedule. This is partly driven by expanded network to China as well as the start of new and additional flights to Southeast Asian destinations. International passenger flights will hit a record of 1,309 flights a week, while international cargo flights will stand at 142 flights a week, the sixth busiest winter schedule in the airport history.

For Southeast Asian destinations, Vietnam Airlines (VN) will start flying to Da Nang seven times a week. Vietnam-based low-cost carrier VietJet Air (VJ) will also operate seven weekly flights each to Hanoi starting this November and Ho Chi Minh starting this December. On the Thai route, Thailand-based budget carrier NokScoot (XW) will launch new service to Don Mueang, Bangkok, running four weekly flights. These will bring the total number of weekly flights to Southeast Asian destinations to 177 (+24 flights from winter 2017).

Mid- to long-haul networks will also be expanded this winter. In the European segment, Finnair (AY) will operate seven weekly flights to Helsinki, up 2 flights from the 2017 winter season, while Air France (AF), KLM Royal Dutch Airlines (KL), and Lufthansa (LH) each will increase the frequency by one weekly flight this winter. As a result, weekly flights to European destinations total 26 (+5 flights from winter 2017). Turning to the Middle Eastern region, Emirates (EK) will introduce a double-deck A380 superjumbo on its Dubai route, significantly increasing its seating capacity. As for the Oceania region, Qantas Airways (QF) will increase the frequency of flights to Sydney to four times weekly.

Short-haul route networks will also be expanded with KIX handling 369 weekly flights from China's mainland this winter (+33 flights from winter 2017). Xiamen Air (MF) will begin new service to Hangzhou offering five weekly flights, while Shandong Airlines (SC) will increase the frequency of flights from Jinan to seven times weekly. Tianjin Airlines (GS) will also add service to Tianjin, operating two daily flights, 14 weekly flights.

Highlights of our domestic network, meanwhile, include Jetstar Japan (GK) introducing new service between KIX and Kumamoto beginning October 27 for the first time since March 2016. The airline also plans to launch new service to Kochi this December, becoming the first low-cost carrier directly connecting KIX with Kochi. The KIX-Kochi route will become available again for the first time since October 2009.

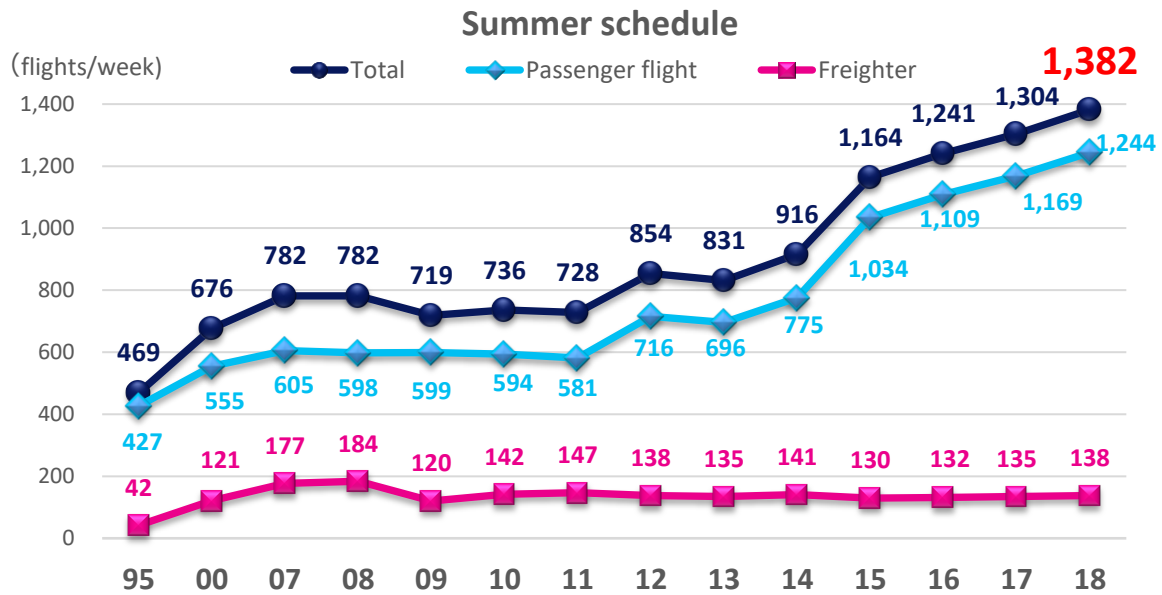
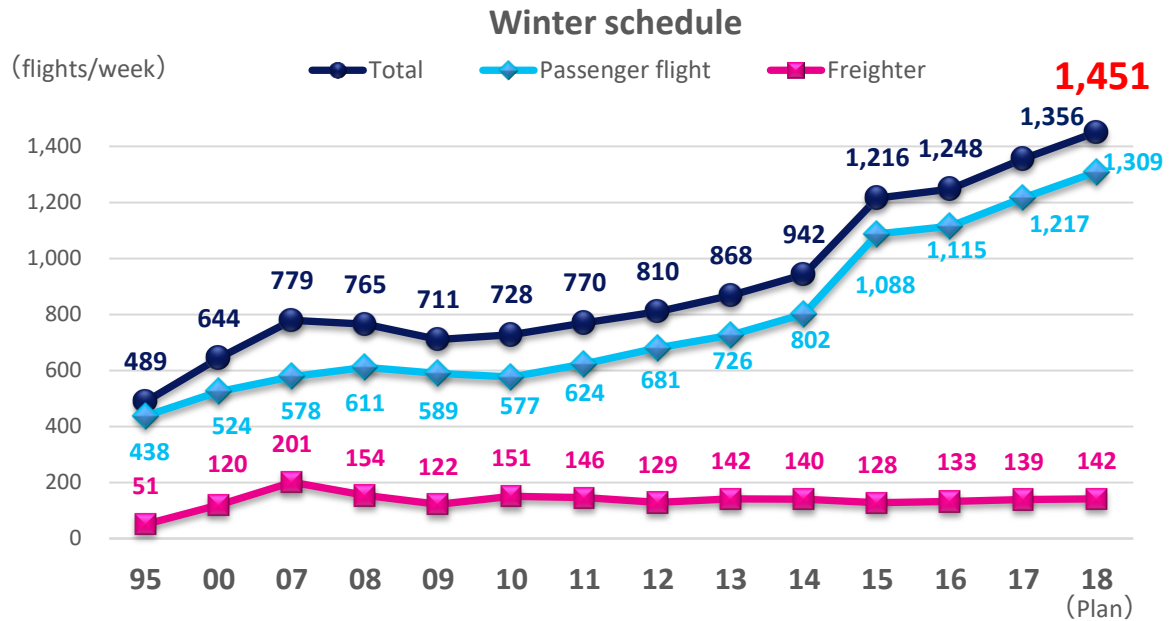
International passenger flights operated by budget carriers total 517 flights per week (+43 flights from winter 2017), and account for 40% of the total. Jeju Air (7C), Korean low-cost carrier, will start flying from T2 in November after relocation.

The number of domestic passenger flights operated by budget carriers stands at 41 flights a day (+2 flights from December 2017), accounting for more than half of the total domestic flights.

---

**[Contact Information]**  
Branding & Communications  
Planning & Administration  
TEL: +81-72-455-2201

## International scheduled flights






## 2018 Winter Schedule - Flight Increase Plan

### ● International Passenger Flight

	Airline	Route	Flight/week	Increase	Start from	Comment
FSC	 Vietnam Airlines	Da Nang	0→7	7	October 28	Direct flights on the KIX-Da nang route will start. With this new service, Vietnam Airlines will launch its third destination between Vietnam and KIX, adding to the current service to Ho Chi Minh City and Hanoi.
	 Xiamen Airlines	Hangzhou	0→5	5	October 28	Direct flights on the KIX-Hangzhou route will start. Xiamen Airlines will resume KIX-Hangzhou route for the first time in ten years.
	 Shandong Airlines	Jinan	0→7	7	October 28	KIX-Jinan route will increase as direct flight, in addition to KIX-Jinan-Kunming route.
	 Tianjin Airlines	Tianjin	7→14	7	October 28	Frequency on the KIX-Tianjin route will increase.
	 China Airlines	Kaohsiung	9→11	2	October 28	Frequency on the KIX-Kaohsiung route will increase.
	 Qantas Airways	Sydney	3→4	1	December 9	Frequency on the KIX-Sydney route will increase.
	 Emirates	Dubai	7→7	-	October 28	Capacity of KIX=Dubai route will increase as large-type aircraft A380 will be introduced.
	 Singapore Airlines	Singapore	14→14	-	October 28	Capacity of KIX=Singapore route will increase as large-type aircraft A380 will be introduced.
LCC	 HK Express	Hongkong	32→40	8	October 28	Frequency on the KIX-Hongkong route will increase.
	 NokScoot	Bangkok (Don Mueang)	0→4	4	October 29	Direct flights on the KIX-Bangkok (Don Mueang) route will start. This will be the NokScoot's first flights to Kansai.
	 VietJet	Hanoi	0→7	7	November 8	Direct flights on the KIX-Hanoi route will start. This will be the first VietJet's scheduled service to Japan.
	 VietJet	Ho Chi Minh City	0→7	7	December 14	Direct flights on the KIX-Ho Chi Minh City route will start.
	 Jeju Air	Muan	5→7	2	December 15	Frequency on the KIX-Muan route will increase.

### ● International Cargo Flight

Airline	Route	Flight/week	Increase	Start from	Comment
 Silk Way West Airlines	Baku	1→2	1	September 29	Frequency on the KIX-GYD direct route increased.
 FedEx	-	55→58	3	October 28	Increase by 3 flight / week
 Air China Cargo	Shanghai	7→8	1	October 12	Frequency on the KIX-PVG route will increase.

### ● Domestic Passenger Flight

Airline	Route	Flight/week	Increase	Start from	Comment
 Jetstar Japan	Kumamoto	0→7	7	October 27	Direct flights on the KIX-Kumamoto route will start. The airline will operate flights on the KIX-Kumamoto route for the first time in three years since March 2016.
 Jetstar Japan	Kochi	0→7	7	December 19	Direct flights on the KIX-Kochi route will start. This will be the first time to launch LCC's KIX-Kochi direct service.

Note: The above is based on KAP statistics and includes flights subject to government approval.

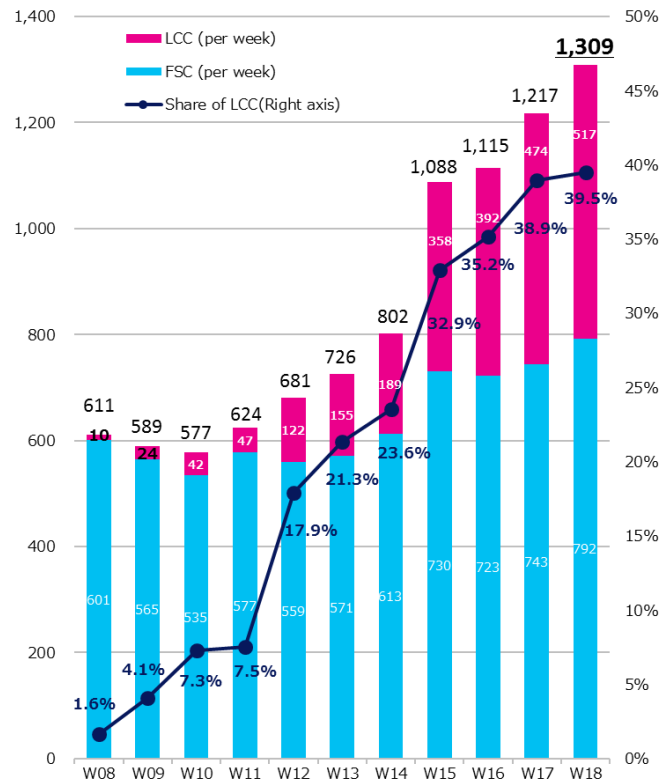
## Overview of LCC & number of flights by destination

### ◇ International LCC flights: 21 airlines 27 cities

Airline	Route	FLT/w
Peach (Total 81 flights)	Seoul (ICN)	28
	Busan	7
	Hong Kong	18
	Taipei	14
	Kaohsiung	7
Jetstar Japan Vanilla Air	Shanghai	7
	Hong Kong	7
	Taipei	7
	Seoul (ICN)	28
	Seoul (GMP)	14
Jeju Air (Total 72 flights)	Busan	10
	Guam	6
	Choenju	7
	Muan	7
	Busan	21
Air Busan (Total 35 flights)	Daegu	14
	Seoul (ICN)	14
Easter Jet (Total 26 flights)	Busan	7
	Cheonju	5
Jin Air (Total 35 flights)	Seoul (ICN)	21
	Busan	14
T'Way Airlines (Total 56 flights)	Seoul (ICN)	21
	Daegu	14
	Guam	7
	Jeju	7
	Busan	7
Air Seoul	Seoul (ICN)	14
	Spring Airlines (Total 27 flights)	14
Spring Airlines (Total 27 flights)	Shanghai	2
	Wuhan	4
	Tianjin	3
	Chongqing	1
	Xian	2
	Yangzhou	1
	Luoyang (via Yangzhou)	1
Hong Kong Express	Hong Kong	40
Tigerair Taiwan (Total 17 flights)	Taipei	14
	Kaohsiung	3
Cebu Pacific Air	Manila	7
Jetstar Pacific Airlines (Total 8 flights)	Hanoi	4
	Da Nang	4
VietJet Air (Total 14 flights)	Hanoi	7
	Ho Chi Min	7
Thai AirAsiaX	Bangkok (DMK)	14
	Nok Scoot	4
AirAsia X (Total 14 flights)	Kuala Lumpur	7
	Honolulu	7
Jetstar Asia Airways (Total 19 flights)	Singapore (via Taipei)	11
	Singapore (via Manila)	5
	Singapore (via Clark)	3
Scoot (Total 15 flights)	Singapore (via Bangkok)	3
	Singapore (via Kaohsiung)	4
	Singapore	4
Jetstar Airways	Honolulu	4
	Cairns	5
Total		517

### ◇ International passenger flights (scheduled)

(Flights/week)



### ◇ International passenger flights by destination

	(flights/week)															
	W15	(city)	S16	(city)	W16	(city)	S17	(city)	W17	(city)	S18	(city)	W18 (Plan)	(city)	share	
South Korea	252	(4)	255	(4)	281	(4)	327	(4)	355	(4)	360	(6)	362	(6)	27.7%	
China	329	(35)	327	(35)	330	(35)	326	(32)	336	(32)	346	(32)	369	(32)	28.2%	
Hong Kong & Macau	104	(2)	108	(2)	114	(2)	133	(2)	131	(2)	133	(2)	143	(2)	10.9%	
Taiwan	165	(3)	165	(3)	148	(3)	134	(3)	138	(3)	128	(3)	135	(3)	10.3%	
Southeast Asia	121	(9)	128	(9)	139	(9)	137	(10)	153	(10)	149	(10)	177	(11)	13.5%	
North America	35	(3)	48	(5)	33	(3)	46	(4)	41	(3)	56	(4)	53	(3)	4.0%	
*Hawaii	*21	*(1)	*21	*(1)	*21	*(1)	*25	*(1)	*29	*(1)	*36	*(1)	*39	*(1)		
Europe	29	(5)	33	(5)	23	(5)	26	(4)	21	(4)	28	(4)	26	(4)	2.0%	
Oceania & Guam	38	(5)	35	(3)	37	(4)	28	(3)	32	(5)	33	(4)	34	(5)	2.6%	
Others	15	(4)	10	(3)	10	(3)	12	(4)	10	(3)	11	(4)	10	(3)	0.8%	
<b>Total</b>	<b>1,088</b>	<b>(70)</b>	<b>1,109</b>	<b>(69)</b>	<b>1,115</b>	<b>(68)</b>	<b>1,169</b>	<b>(66)</b>	<b>1,217</b>	<b>(66)</b>	<b>1,244</b>	<b>(69)</b>	<b>1,309</b>	<b>(69)</b>	<b>100.0%</b>	
Japanese AL		4		5		5		5		5		5		5		
Foreign AL		52		52		51		53		53		54		55		
Total AL		56		57		56		58		58		59		60		

\* \* The "Others" category includes Middle East, India and Far East Asia.

### International scheduled flights per week (departure & arrival)

Country & Area	Airline	2017 Winter (29 Oct - 24 Mar) Peak month (Mar)			2018 Summer (25 Mar - 27 Oct) Peak month (Aug)			2018 Winter (28 Oct - 30 Mar) Peak month (Mar)		
		Actual			Actual			Plan		
		Passenger	Cargo	Total	Passenger	Cargo	Total	Passenger	Cargo	Total
Japan	Japan Airlines	49		49	56		56	56		56
	All Nippon Airways	49	10	59	49	10	59	49	8	57
	Peach	78		78	80		80	81		81
	Jetstar Japan	6		6	7		7	7		7
	Vanilla Air	7		7	7		7	7		7
	Nippon Cargo Airlines		5	5						
U.S.A.	United Airlines	16		16	14		14	14		14
	Delta Airlines	7		7	7		7	7		7
	Hawaiian Airlines	7		7	7		7	7		7
	Federal Express		52	52		55	55		58	58
	United Parcel Service		16	16		16	16		16	16
Canada	Air Canada				6		6			
Germany	Lufthansa German Airlines	6		6	7		7	7		7
	Lufthansa Cargo		2	2		2	2		2	2
Netherlands	KLM Royal Dutch Airlines	6		6	7		7	7		7
France	Air France	4		4	7		7	5		5
	Aircalin	2		2	2		2	2		2
Italy	Cargolux Italia		3	3		3	3		3	3
Finland	Finnair	5		5	7		7	7		7
United Arab Emirates	Emirates	7		7	7		7	7		7
Azerbaijan	Silk Way West Airlines		1	1		1	1		2	2
Russia	S7 Air				1		1			
Korea	Korean Air	60	3	63	53	3	56	60	3	63
	Asiana Airlines	39	2	41	42	2	44	42	2	44
	Jeju Air	55		55	77		77	72		72
	Air Busan	35		35	35		35	35		35
	Easter Jet	28		28	22		22	26		26
China	Jin Air	42		42	35		35	35		35
	T'Way Airlines	49		49	54		54	56		56
	Air Seoul	19		19	21		21	14		14
	Air China	45		45	45		45	45		45
	Air China Cargo		6	6		7	7		8	8
	China Eastern Airlines	60		60	60		60	63		63
	China Cargo Airlines		4	4		4	4		5	5
	China Southern Airlines	45		45	47		47	47		47
	Xiamen Airlines	8		8	10		10	15		15
	Shanghai Airlines	7		7	7		7	7		7
	Suparna Airlines		5	5		5	5		5	5
	China Postal Airlines		5	5		5	5		5	5
	Shenzhen Airlines	25		25	25		25	25		25
	Shandong Airlines	14		14	14		14	21		21
	Spring Airlines	27		27	27		27	27		27
	Juneyao Airlines	28		28	34		34	35		35
	Tianjin Airlines	7		7	7		7	14		14
	Beijing Capital Airlines	2		2	2		2	2		2
	Okay Airlines	2		2	2		2	2		2
	Sichuan Airlines	3		3	3		3	3		3
Hong Kong	Cathay Pacific	42	4	46	42	4	46	43	4	47
	Hong Kong Express	28		28	32		32	40		40
	Hong Kong Airlines	28		28	21		21	21		21
	Air Hong Kong		6	6		6	6		6	6
Macau	Air Macau	7		7	7		7	7		7
Taiwan	EVA Air	35	2	37	35	2	37	35	2	37
	China Airlines	39	13	52	34	13	47	41	13	54
	Tigerair Taiwan	21		21	17		17	17		17
Philippines	Philippine Airlines	21		21	21		21	21		21
	Cebu Pacific Air	6		6	7		7	7		7
Vietnam	Vietnam Airlines	14		14	14		14	21		21
	Jetstar Pacific Airlines	8		8	8		8	8		8
	VietJet Air							14		14
Thailand	Thai Airways International	14		14	14		14	14		14
	Thai AirAsiaX	14		14	14		14	14		14
	NocScoot							4		4
Malaysia	Malaysia Airlines	7		7	7		7	7		7
Singapore	AirAsia X	15		15	11		11	14		14
	Singapore Airlines	14		14	14		14	14		14
	Jetstar Asia Airways	16		16	18		18	19		19
	Scoot	14		14	15		15	15		15
Indonesia	Garuda Indonesia	10		10	7		7	9		9
India	Air India	3		3	3		3	3		3
Australia	Qantas Airways	3		3	3		3	4		4
New Zealand	Jetstar Airways	6		6	7		7	5		5
	Air New Zealand	3		3				3		3
Flights per week		1,217	139	1,356	1,244	138	1,382	1,309	142	1,451
Flights per day		173.9	19.9	193.7	177.7	19.7	197.4	187.0/日	20.3/日	207.3/日
TOTAL	Number of operating airlines	58	17	69	59	16	69	60	16	70
	Number of countries (region)	19	21	23	20	21	25	19	21	23
	Number of cities	66	45	82	69	45	86	69	44	84

\* The above is based on KAP statistics and includes flights subject to government approval.

\* Codeshare flights are counted under Operating Airlines.

\* Any fraction in the number of flights is rounded down (i.e. not counted).

## Change from last year (W17 vs W18) and previous schedule (S18 vs W18)

Destination	Airline	W17 (actual) → W18 (plan) breakdown (change on peak)		S18 (actual) → W18 (plan) breakdown (change on peak)	
South Korea		+7		+2	
	Korean Air	Incheon	+3	Incheon	+7
	Asiana Airlines	Incheon	+1	Incheon	-2
	Jeju Air	Busan	-4	Busan	-4
	Jeju Air	Cheonju	+7		
	Jeju Air	Muan	+7	Muan	+2
	Easter Jet	Incheon	-7	Incheon	-1
	Easter Jet	Cheonju	+5	Cheonju	+3
	Easter Jet			Busan	+2
	Jin Air	Incheon	-7		
	T'Way Airlines	Incheon	+4	Incheon	+2
	T'Way Airlines	Daegu	+3		
	Air Seoul	Incheon	-5	Incheon	-7
China		+33		+23	
	China Eastern Airlines	Dalian	+3	Dalian	+3
	China Southern Airlines	Dalian	+2		
	Xiamen Airlines	Hangzhou	+5	Hangzhou	+5
	Xiamen Airlines	Fuzhou	+2		
	Shandong Airlines	Jinan	+7	Jinan	+7
	Juneyao Airlines	Nanjing	+7	Nanjing	+1
	Tianjin Airlines	Tianjin	+7	Tianjin	+7
Hong Kong & Macau		+12		+10	
	Peach	Hong Kong	+4	Hong Kong	+1
	Jetstar Japan	Hong Kong	+2		
	Cathay Pacific	Hong Kong	+1	Hong Kong	+1
	Hong Kong Express	Hong Kong	+12	Hong Kong	+8
	Hong Kong Airlines	Hong Kong	-7		
Taiwan		-3		+7	
	Peach	Taipei	-1		
	China Airlines	Kaohsiung	+2	Kaohsiung	+2
	China Airlines			Taipei	+5
	Tigerair Taiwan	Taipei	-4		
Southeast Asia		+24		+28	
	Jetstar Japan	Manila	-1		
	Cebu Pacific Air	Manila	+1		
	Vietnam Airlines	Da Nang	+7	Da Nang	+7
	VietJet Air	Hanoi	+7	Hanoi	+7
	VietJet Air	Ho Chi Minh	+7	Ho Chi Minh	+7
	NokScoot	Bangkok (Don Muang)	+4	Bangkok (Don Muang)	+4
	AirAsia X	Kuala Lumpur	-4		
	Jetstar Asia Airways	Clark/Singapore	+3		
	Jetstar Asia Airways			Manila/Singapore	+1
	Scoot	Kaohsiung/Singapore	+1		
	Garuda Indonesia	Jakarta	-1	Jakarta	+2
North America & Hawaii		+12		-3	
	Japan Airlines	Honolulu	+7		
	United Airlines	San Francisco	+2		
	Air Canada			Vancouver	-6
	AirAsia X	Honolulu	+3	Honolulu	+3
Europe		+5		-2	
	Lufthansa German Airlines	Frankfurt	+1		
	KLM Royal Dutch Airlines	Amsterdam	+1		
	Air France	Paris	+1	Paris	-2
	Finnair	Helsinki	+2		
Oceania & Guam		+2		+1	
	United Airlines	Guam	-4		
	Jeju Air	Guam	+6	Guam	-1
	Qantas Airways	Sydney	+1	Sydney	+1
	Jetstar Airways	Cairns	-1	Cairns	-2
	Air New Zealand			Auckland	+3
Others				-1	
	S7 Air			Vladivostok	-1
Freighter		+3		+4	
	All Nippon Airways	freighter	-2	freighter	-2
	Nippon Cargo Airlines	freighter	-5		
	Federal Express	freighter	+6	freighter	+3
	Silk Way West Airlines	freighter	+1	freighter	+1
	Air China Cargo	freighter	+2	freighter	+1
	China Cargo Airlines	freighter	+1	freighter	+1
Total		1,356→1,451 [+95]		1,382→1,451 [+69]	

## Domestic Scheduled Passenger Flights

Region	City	ITAMI								KIX										KOBE							
		2017 Winter	2018 Summer	2018 Winter						2017 Winter	2018 Summer	2018 Winter								2017 Winter	2018 Summer	2018 Winter					
				Total	JAL	JAC	ANA	IBX	AMX			Total	JAL	JTA	ANA	SFL	peach	Jetstar	Vanilla			Total	ANA	SKY	Jetstar	AIR DO	
Hokkaido	Sapporo	10	10	10	4		6			15	15	14	3		2		6	3		6	6	6	1	3		2	
	Memambetsu									1																	
	Kushiro									1	1						1										
	Hakodate	2	2	2	1		1			1																	
Tohoku/ Shin-etsu	Aomori	6	6	6	3		3																				
	Misawa	1	1	1	1																						
	Akita	6	6	6	3		3																				
	Hanamaki	4	4	4	4																						
	Yamagata	3	3	3	3																						
	Sendai	14	14	15	8		5	2		3	3	3					3			2	2	2		2			
	Fukushima	4	4	4			2	2																			
	Niigata	10	10	10	4		3	3			1	1					1										
Tokyo	Narita	4	4	4	2		2			9	6	6					2	4									
	Haneda	30	30	30	15		15			13	13	13	3		5	5				9	9	9	2	7			
	Ibaraki																			2	2	2		2			
Kinki/ Chugoku/ Shikoku	Tajima	2	2	2		2																					
	Oki	1	1	1	1																						
	Izumo	5	5	4	4																						
	Matsuyama	12	12	12	3		9			1	1	1					1										
	Kouchi	6	6	6			6					1						1									
Kyushu	Fukuoka	10	10	10	4		5	1		5	6	5			1		3	1									
	Nagasaki	7	7	7	4		3			1	2	1					1			3	3	3		3			
	Kumamoto	10	10	10	3		6		1			1						1									
	Oita	7	7	7	3		3	1																			
	Miyazaki	11	11	11	5		6			1	2	2					2										
	Kagoshima	13	13	13	7		6			2	2	3					3			2	2	2		2			
	Yakushima	1	1	1		1																					
	Amami	1	1	1	1					1	1	1							1								
Okinawa	Naha	5	5	5	2		3			13	14	13		3	4		4	2		5	6	5		2	3		
	Ishigaki									3	3	3		1	1		1										
	Miyako									1	2	1			1												
Number of flights per day		185	185	185	85	3	87	9	1	69	73	70	6	4	14	5	28	12	1	29	30	29	3	21	3	2	
Number of cities		26	26	26	22	2	18	5	1	14	16	17	2	2	6	1	12	6	1	7	7	7	2	7	1	1	

\* Except extra flights and charter flights.

\* The figures shown above refer to the number of flights during peak time (December for 18W)

■ Airlines at ITM: Japan Airlines (JAL), Japan Air Commuter (JAC), All Nippon Airways (ANA), IBEX Airlines (IBEX), Amakusa Airline (AMX)

■ Airlines at KIX: Japan Airlines (JAL), Japan Transocean Air (JTA), All Nippon Airways (ANA), Starflyer (SFJ), Peach (APJ), Jetstar Japan (JJP), Vanilla Air (VNL)

■ Airlines at UKB: All Nippon Airways (ANA), Skymark Airlines (SKY), AIRDO (ADO), Solaseed Air (SNJ)

## Domestic Scheduled Freighter

OKIX - Naha 5 flights/week (one way) operated by ANA

ONaha - KIX 5 flights/week (one way) operated by ANA





Kansai Airports was established by a consortium made up of VINCI Airports and ORIX Corporation as its core members. Kansai Airports took over the operations of Kansai International Airport ("KIX") and Osaka International Airport ("ITAMI") from New Kansai International Airport Company ("NKIAC") and has been operating the two airports since April 1, 2016.

Kansai Airports Kobe, Kansai Airports' wholly-owned subsidiary, took over the operations of Kobe Airport ("KOBE") from Kobe City and started its business as an operating company on April 1, 2018.

Under the concept of "One Kansai Airports Group", Kansai Airports group strives to continuously improve its services for all airport guests through appropriate investments and efficient operations, with safety and security being the top priority. Kansai Airports group aims to maximize the potential of the three airports, for the benefit of the communities they serve.

For more information, please visit : [www.kansai-airports.co.jp/en/](http://www.kansai-airports.co.jp/en/)

### Kansai Airports

Location	1-banchi, Senshu-kuko kita, Izumisano-shi, Osaka	Shareholders	ORIX 40%, VINCI Airports 40%, Other investors 20% <sup>1</sup>
Company Representatives	Representative Director and CEO:Yoshiyuki Yamaya Representative Director and Co-CEO: Emmanuel Menanteau		
Business Scope	Operation and management services, etc. of Kansai International Airport and Osaka International Airport		

### Kansai Airports Kobe

Location	1-ban, Kobe-kuko, Chuo-ku, Kobe-shi, Hyogo	Shareholder	Kansai Airports 100%
Company Representatives	Representative Director and CEO: Yoshiyuki Yamaya Representative Director and Co-CEO: Emmanuel Menanteau		
Business Scope	Operation and management services, etc. of Kobe Airport		



ORIX Corporation (TSE: 8591; NYSE: IX) is an opportunistic, diversified, innovation-driven global powerhouse with a proven track record of profitability. Established in 1964, ORIX at present operates a diverse portfolio of businesses in the operations, financial services, and investment spaces. ORIX's highly complementary business activities span industries including: energy, private equity, infrastructure, automotive, ship and aircraft, real estate and retail financial services. ORIX has also spread its business globally by establishing locations in a total of 38 countries and regions across the world. Through its business activities, ORIX has long been committed to corporate citizenship and environmental sustainability. For more details, please visit our website:

<http://www.orix.co.jp/grp/en/>



VINCI Airports, a top 5 global player in the international airport sector, manages the development and operations of 36 airports located in France, Portugal (including the hub of Lisbon), Cambodia, Japan, Dominican Republic, Chile and Brazil. Served by more than 200 airlines, VINCI Airports' network handled 156.6 million passengers in 2017.

Through its expertise as a comprehensive integrator and the professionalism of its 12,000 employees, VINCI Airports develops, finances, builds and operates airports, leveraging its investment capability, international network and know-how to optimize the management and performance of existing airport infrastructure, facility extensions and new construction. In 2017, its annual revenue for managed activities amounted to €3.2 bn, for a consolidated revenue of €1.4 bn.

More comprehensive information is available on [www.vinci-airports.com](http://www.vinci-airports.com)

<sup>1</sup> ASICS Corporation; Iwatani Corporation; Osaka Gas Co., Ltd.; Obayashi Corporation; OMRON Corporation; The Kansai Electric Power Company, Incorporated; Kintetsu Group Holding Co., Ltd.; Keihan Holdings Co., Ltd.; Suntory Holdings Limited; JTB Corp.; Sekisui House, Ltd.; Daikin Industries, Ltd.; Daiwa House Industry Co., Ltd.; Takenaka Corporation; Nankai Electric Railway Co., Ltd.; NIPPON TELEGRAPH AND TELEPHONE WEST CORPORATION; Panasonic Corporation; Hankyu Hanshin Holdings, Inc.; Rengo Co., Ltd.; The Senshu Ikeda Bank, Ltd.; Kiyo Holdings, Inc.; The Bank of Kyoto, Ltd.; THE SHIGA BANK, LTD.; The Nanto Bank, Ltd.; Nippon Life Insurance Company; Mizuho Bank, Ltd.; Sumitomo Mitsui Trust Bank, Limited; MUFG Bank, Ltd.; Resona Bank, Limited; and the Private Finance Initiative Promotion Corporation of Japan.

- **Traffic Result of FY2018 1<sup>st</sup> Half**
- **2018 Winter Schedule**

October.23, 2018



Shaping a New Journey



# CONTENTS

---

 **Traffic – FY2018 1<sup>st</sup> Half**

 **2018 Winter Schedule**

 **Q & A**

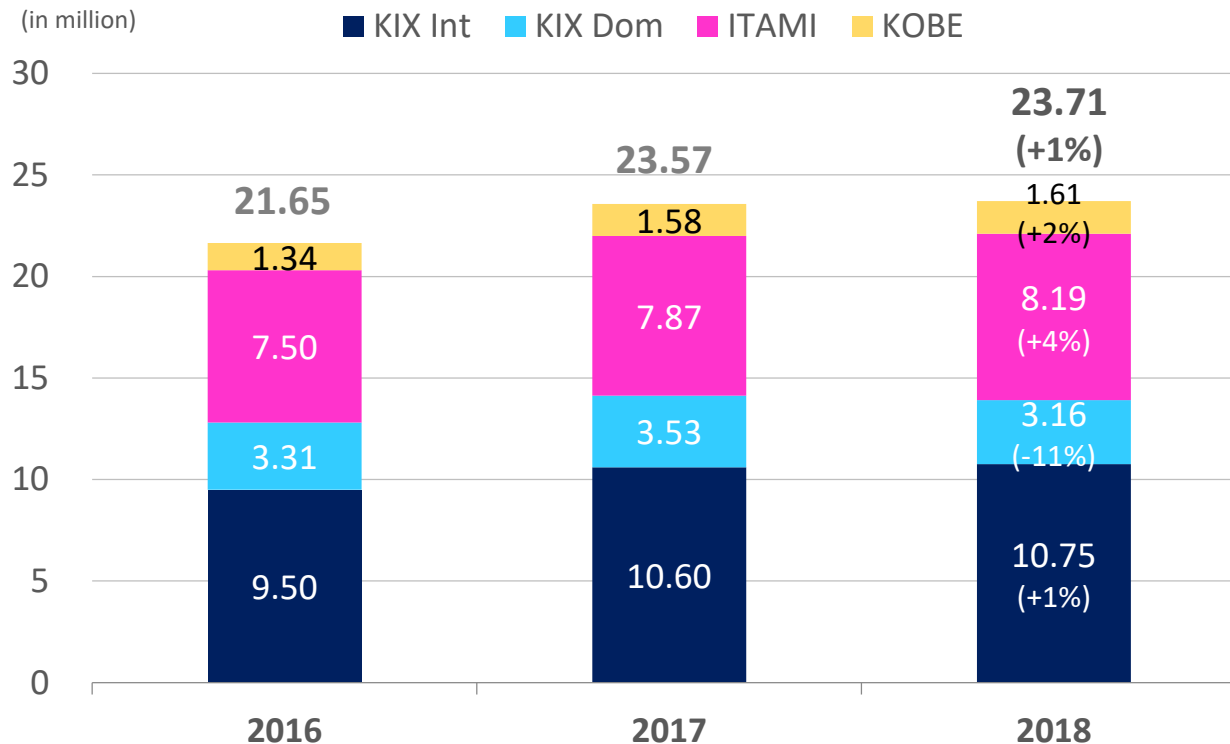
---

# Traffic – H1 FY2018

# Passenger Traffic of 3 Airports - H1 FY2018 (Apr - Sept)

Total passenger traffic of 3 airports reached 23.71 million

Passenger Traffic in H1 FY16 - FY18



\*The figures in brackets show YoY change. ITAMI's results for FY2016 & FY2017 exclude infants.

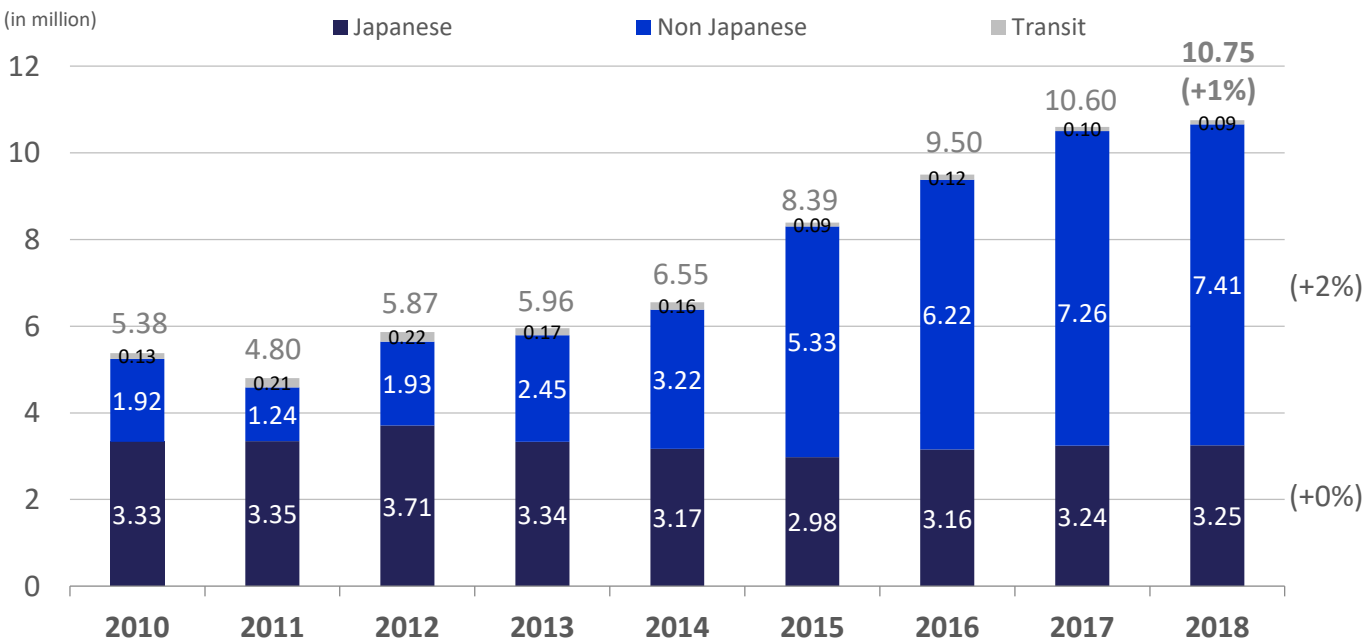
- ✈ Despite the impact of the typhoon and earthquake, passenger traffic at 3 airports exceeded that of last year, achieving a result higher than any H1 period on record (Total passenger volume of 3 airports for H1 FY2018, when excluding infants at ITAMI, is 23.60 million, up 0.1% YoY)
- ✈ KIX Int'l and KOBE Dom also reached a record-high passengers for the H1 period
- ✈ KIX Dom was lower than last year due to LCC route re-organization
- ✈ ITAMI Dom increased 4% from last year thanks to upgauging

# KIX Int'l - Japanese/Non-Japanese Passenger Traffic

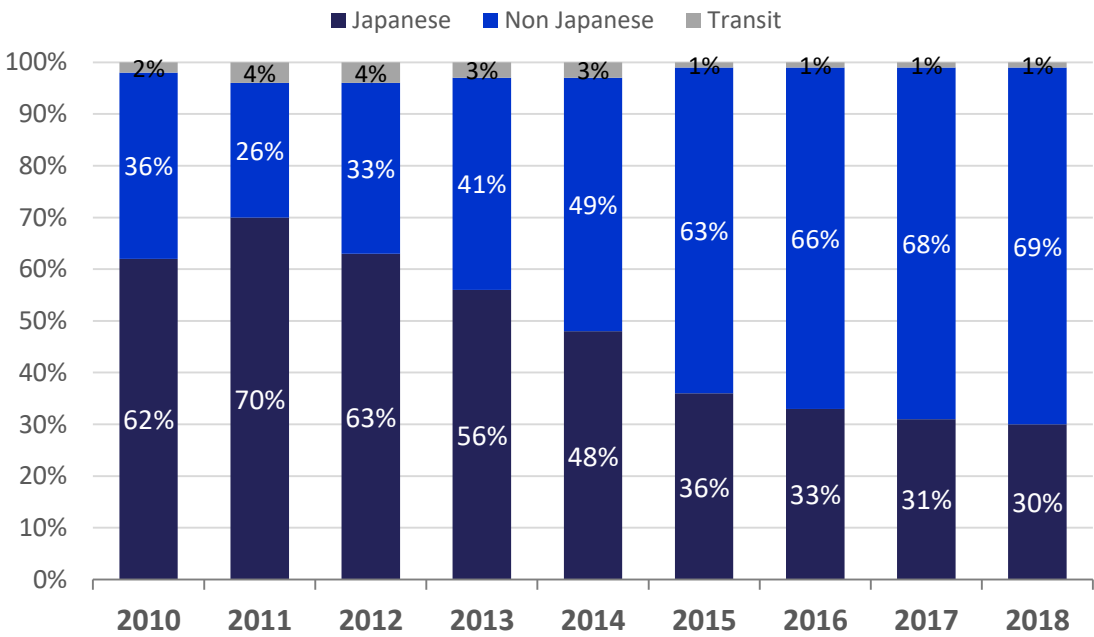
Non-Japanese pax hit a record 7.41 million, the highest for the H1 period. Japanese pax also maintained a strong growth trend until August.

- ✈ Non-Japanese pax were up 11% YoY for the April - August period. Despite the Osaka earthquake in June and Typhoon Jebi, the H1 result was the highest for the same period on record, reaching 7.41 million (+2% YoY).
- ✈ Japanese pax were up 12% for the April - August period. Affected by the typhoon, the September result was much lower than last year. However, the H1 result of 3.25 million was slightly better than last year.

Int'l – Japanese/Non-Japanese pax in H1



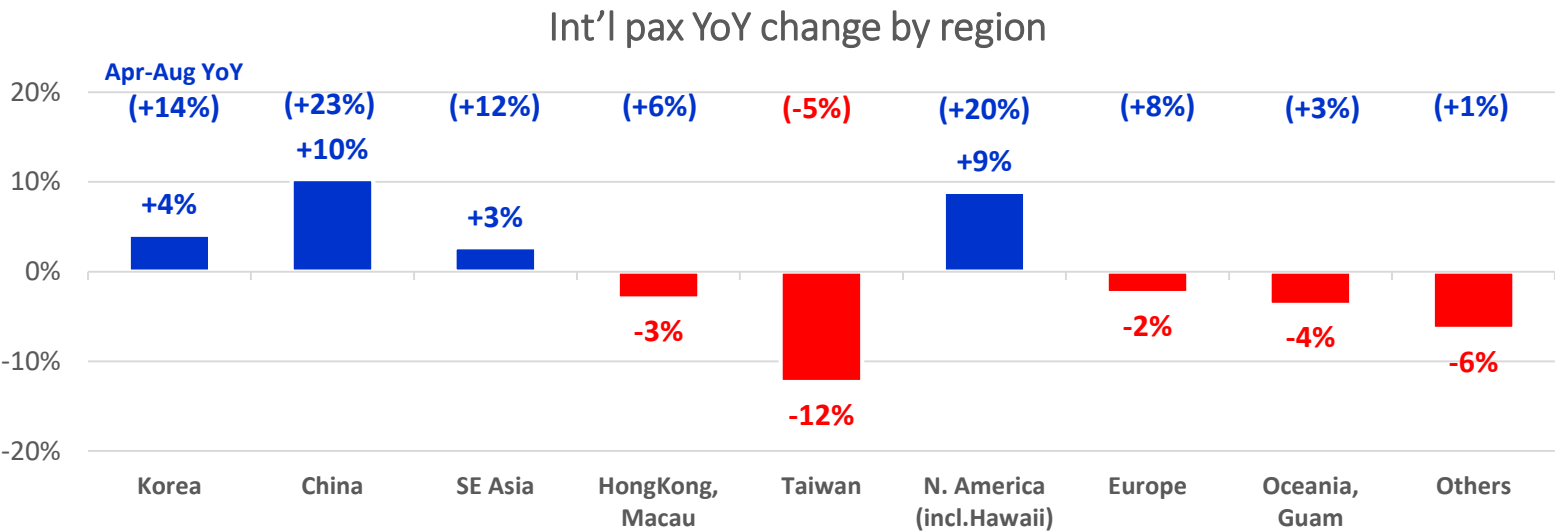
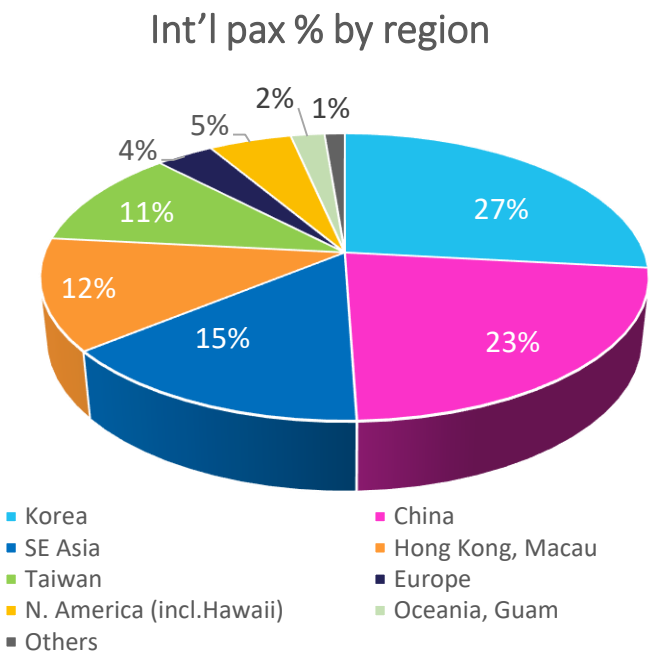
Int'l – Japanese/Non-Japanese pax percentage



# KIX Int'l – Passenger Traffic by Region

## Strong performance on China and Hawaii routes

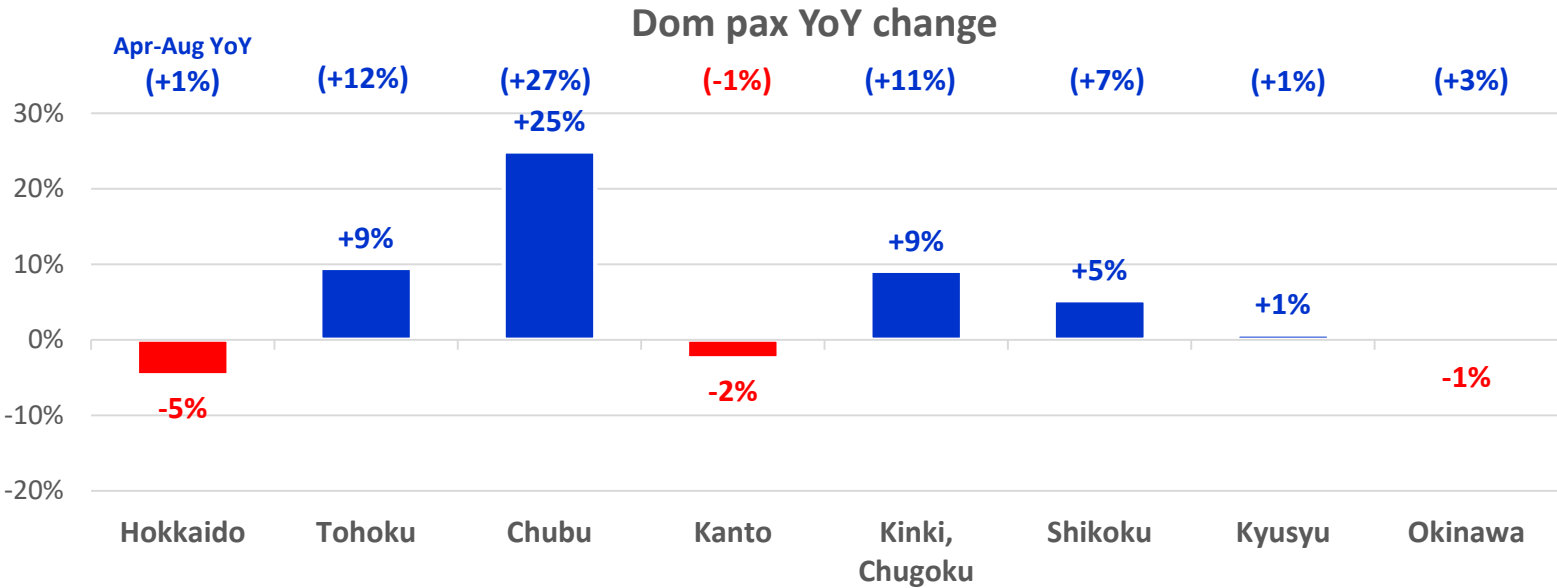
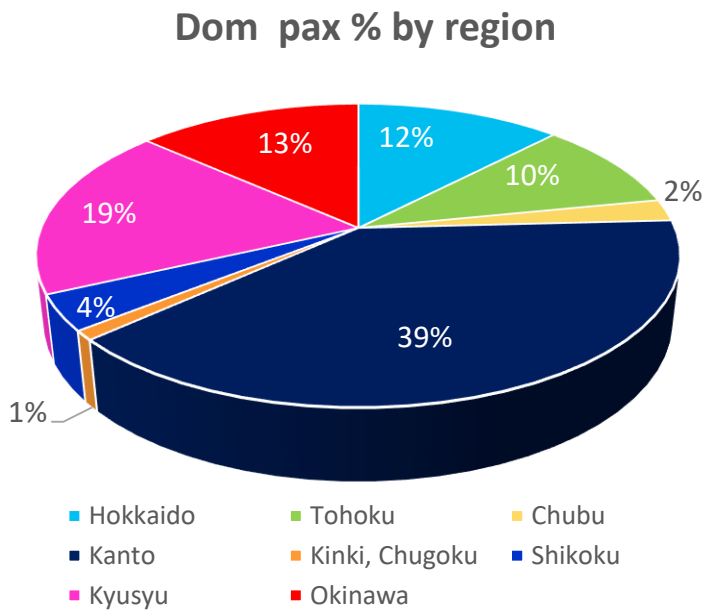
- ✈ Passenger traffic on routes to China increased 10% YoY, which drove strong growth. The South Korea and Hong Kong routes were affected by the earthquake which hit Osaka in June, showing slowing growth.
- ✈ Seat capacity to/from Hawaii, North America region, increased drastically due in part to service launches by AirAsia X and Scoot. Passenger volume also grew significantly, up 20% YoY, which contributed to the increase in Japanese pax.



# 3 Airports Dom – Passenger Traffic by Region

Passenger volume of 3 airports combined stood at 12.96 million, almost the same level as last year

- ✈ The Chubu region, where the Niigata route was launched, shows strong growth
- ✈ The negative result of Kanto was due to LCC route re-organization which led to a decrease in flights to/from Narita at KIX
- ✈ Pax traffic to/from Hokkaido was lower than last year, due to the impact of the earthquake that occurred in September

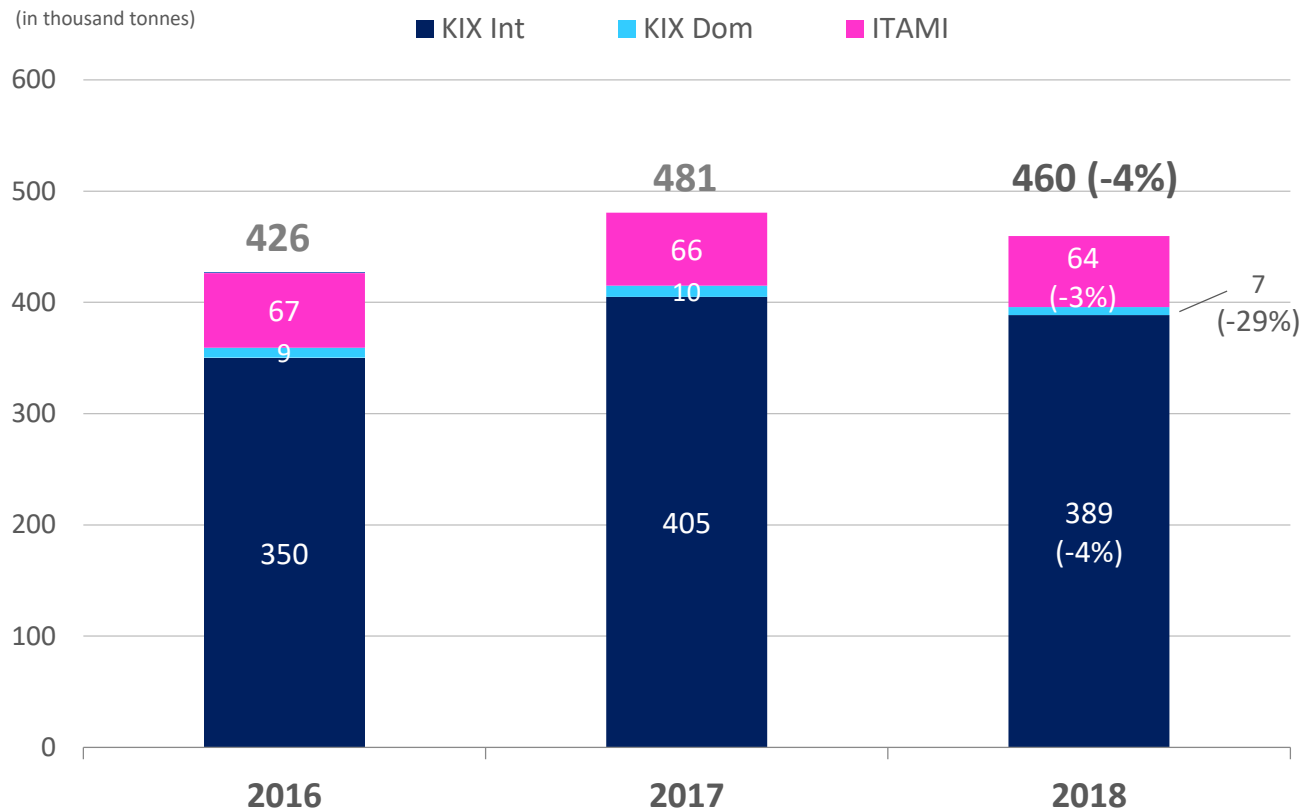




# KIX + ITAMI Cargo - H1 2018 (Apr - Sept)

KIX int'l cargo volume was down 4% YoY at 390,000 tonnes. Up until August, however, it marked the 25th consecutive month of a YoY increase.

Cargo Volume in H1 FY16 - FY18

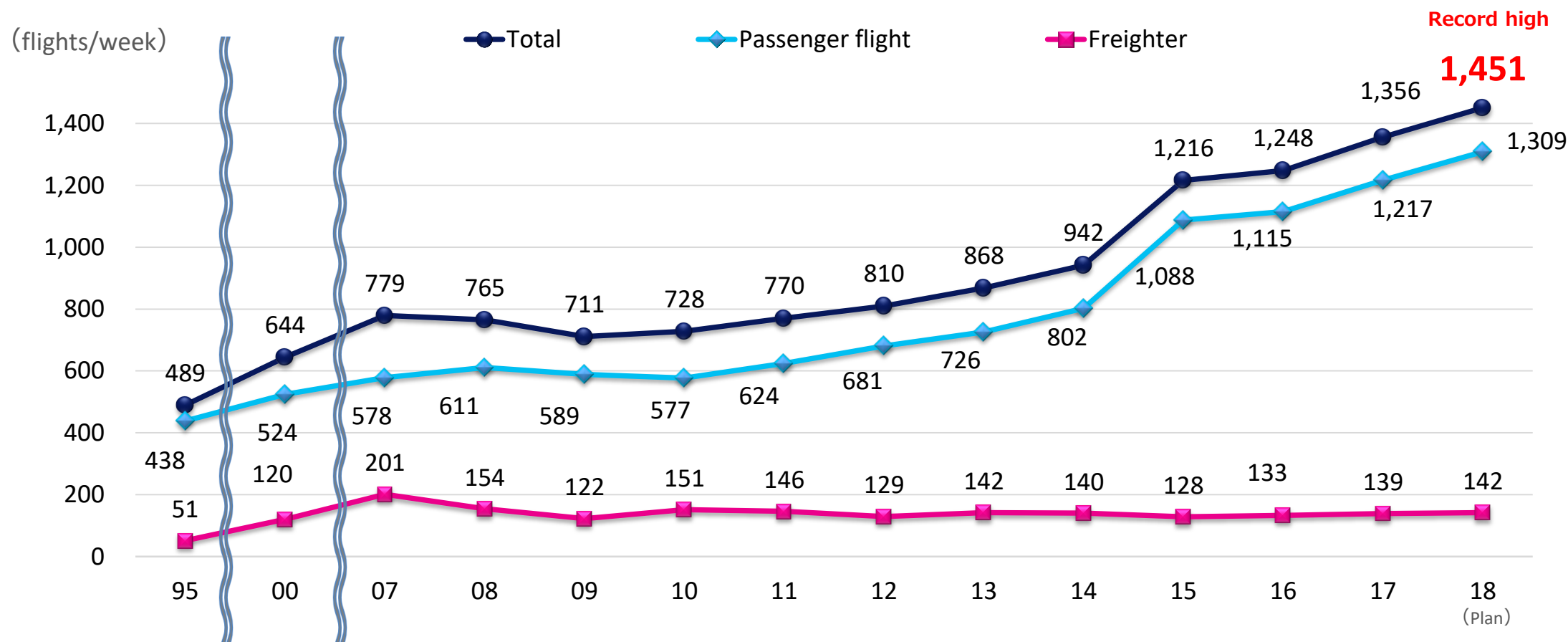


- ✈ Lower than last year due to the typhoon but better than FY2016, remaining in good shape
- ✈ Int'l cargo volume was up 9% YoY for the April-August period, with August recording a YoY growth for 25 straight months
- ✈ The most recent week (October 15-21) saw 263 int'l cargo flights per week (round-trip), which is 88.0% of the plan

---

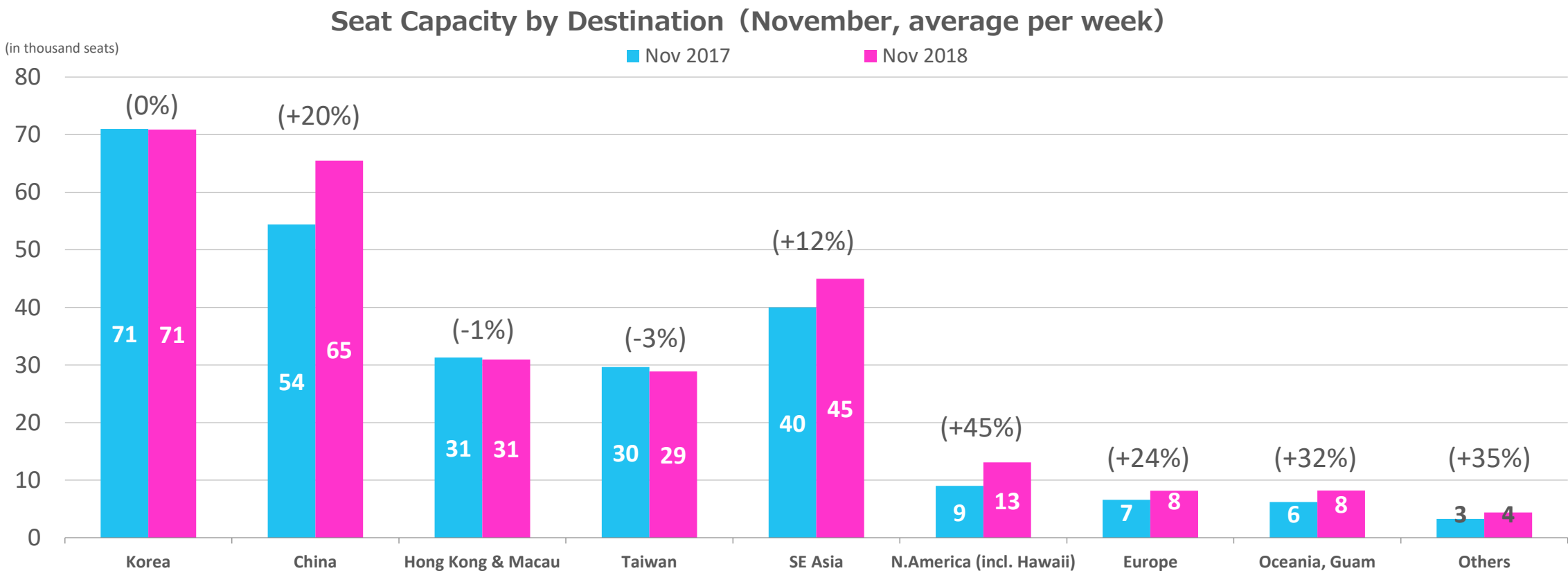
# 2018 Winter Schedule

# KIX 2018 Winter Schedule - Int'l Scheduled Flights



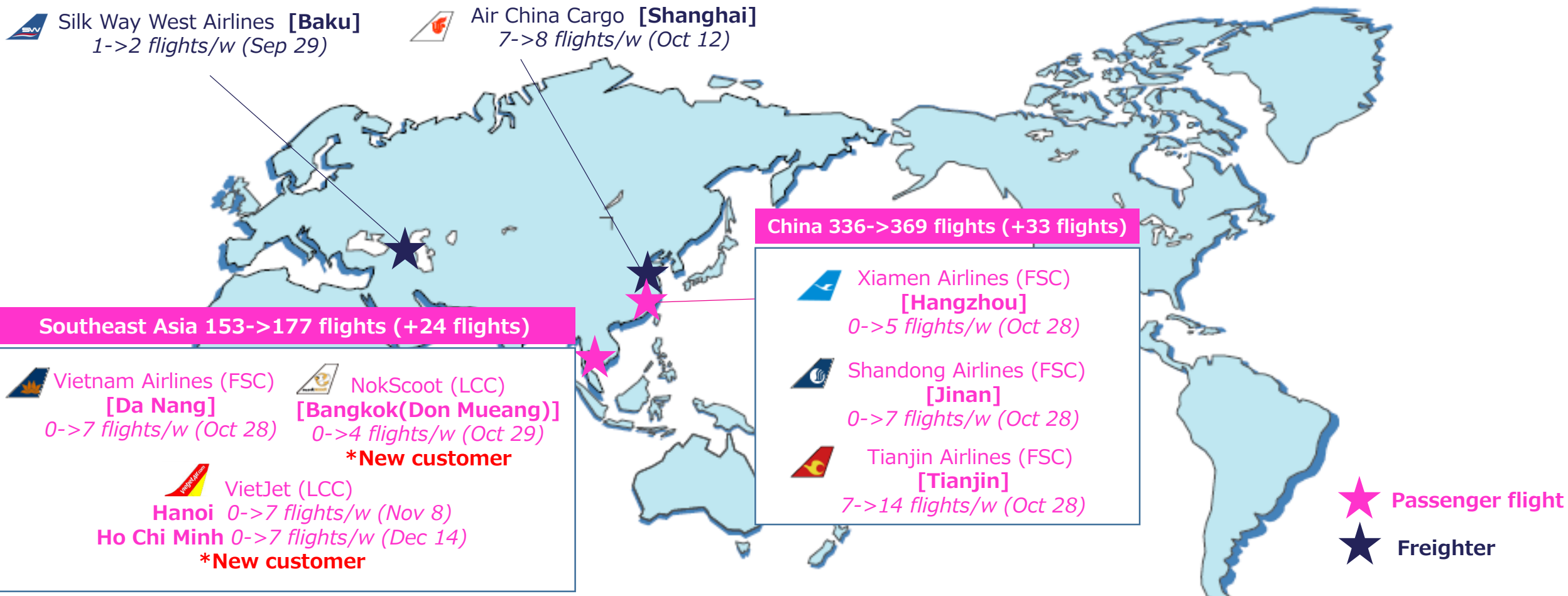
# Winter Schedule – Seat Capacity of Int'l Passenger Flights by Destination

Total seat capacity is expected to grow 9% compared to November 2017



\*The figures in brackets indicate YoY change. "Others" refers to India and Middle East.

# Int'l Scheduled Flights - Network Development



# Dom Scheduled Flights - Network Development

