

## KIX / ITAMI / KOBE Traffic Report for April 2024

- **The number of non-Japanese traffic for international flights was 1.59 million, which hit a record high\***, and the total number of international passengers was 87% vs April 2019.




\*The previous record high was 1.57 million in April 2019. The number of non-Japanese traffic was 101% vs April 2019.

- The total domestic passenger traffic for the three airports was 90% vs. 2019 and 99% year-on-year.
- The international cargo traffic was lower than the previous year both in ATM and cargo volume.

### 3 Airports' traffic report

	[Aircraft Movements]		[Passengers]		[Cargo(t)]	
<b>Total</b>	<b>29,127</b>	<b>(+11%)</b>	<b>3,814,334</b>	<b>(+24%)</b>	<b>66,380</b>	<b>(-1%)</b>
International	11,504	(+40%)	1,892,882	(+68%)	58,423	(-2%)
Domestic	17,623	(-3%)	1,921,452	(-1%)	7,957	(+1%)

### Traffic report per airport

	 <b>KIX</b>		 <b>ITAMI</b>		 <b>KOBE</b>	
<b>[Aircraft Movements]</b>	<b>15,251</b>	<b>(+25%)</b>	<b>11,108</b>	<b>(-2%)</b>	<b>2,768</b>	<b>(-1%)</b>
International	11,504	(+40%)	-	-	-	-
Domestic	3,747	(-6%)	11,108	(-2%)	2,768	(-1%)
<b>[Passengers]</b>	<b>2,390,218</b>	<b>(+44%)</b>	<b>1,153,556</b>	<b>(-1%)</b>	<b>270,560</b>	<b>(+3%)</b>
International	1,892,882	(+68%)	-	-	-	-
(Japanese)	(303,133)	(+86%)	-	-	-	-
(Non-Japanese)	(1,586,111)	(+65%)	-	-	-	-
Domestic	497,336	(-5%)	1,153,556	(-1%)	270,560	(+3%)
<b>[Cargo(t)]</b>	<b>59,293</b>	<b>(-2%)</b>	<b>7,088</b>	<b>(+2%)</b>	-	-
International	58,423	(-2%)	-	-	-	-
Domestic	870	(-2%)	7,088	(+2%)	-	-

\*The figures in the bracket ( ) are the percentage of change on a year-on-year basis.

# KIX Traffic Report

24-May-24

Kansai Airports

	2023												2024								
	FY2023												FY2024								
	Final figures												Preliminary figures								
	Apr	May	Jun	Jul	Aug	Sep	Oct	Nov	Dec	CY2023 Total	Daily ave.	Jan	Feb	Mar	FY2023 Total	Daily ave.	Apr	CY2024 Total	Daily ave.	FY2024 Total	Daily ave.
Aircraft movements	12,231 (183)	12,816 (180)	12,636 (168)	14,054 (169)	14,149 (167)	14,281 (181)	14,671 (167)	14,394 (147)	15,224 (144)	157,162 (168)	430.6 (144)	15,094 (139)	14,252 (133)	15,971 (157)	169,773 (135)	463.9 (125)	15,251 (125)	60,568 (135)	500.6 (135)	15,251 (125)	508.4 (125)
International flights	8,227 (278)	8,660 (285)	8,786 (255)	9,663 (269)	9,903 (265)	9,918 (269)	10,361 (242)	10,422 (188)	11,168 (179)	107,028 (237)	293.2 (188)	11,128 (179)	10,504 (157)	11,787 (214)	120,527 (140)	329.3 (160)	11,504 (140)	44,923 (160)	371.3 (140)	11,504 (140)	383.5 (140)
Passenger	6,052 (973)	6,725 (872)	6,773 (739)	7,662 (657)	8,017 (587)	8,082 (568)	8,635 (407)	8,552 (261)	9,383 (232)	83,915 (482)	229.9 (261)	9,563 (210)	9,209 (211)	10,069 (197)	98,722 (332)	269.7 (197)	9,806 (162)	38,647 (192)	319.4 (162)	9,806 (162)	326.9 (162)
Cargo	2,005 (88)	1,824 (82)	1,877 (76)	1,904 (80)	1,791 (78)	1,739 (79)	1,628 (79)	1,765 (82)	1,667 (80)	21,744 (81)	59.6 (80)	1,493 (95)	1,217 (70)	1,578 (71)	20,488 (80)	56.0 (77)	1,529 (76)	5,817 (77)	48.1 (77)	1,529 (76)	51.0 (76)
Others	170 (309)	111 (222)	136 (213)	97 (198)	95 (134)	97 (156)	98 (93)	105 (81)	118 (96)	1,369 (132)	3.8 (132)	72 (67)	78 (96)	140 (92)	1,317 (125)	3.6 (99)	169 (90)	459 (90)	3.8 (99)	169 (99)	5.6 (99)
Domestic flights	4,004 (108)	4,156 (102)	3,850 (94)	4,391 (93)	4,246 (93)	4,363 (96)	4,310 (94)	3,972 (93)	4,056 (93)	50,134 (103)	137.4 (93)	3,966 (94)	3,748 (93)	4,184 (96)	49,246 (96)	134.6 (93)	3,747 (93)	15,645 (93)	129.3 (93)	3,747 (93)	124.9 (93)
Passenger	3,875 (108)	4,031 (102)	3,752 (95)	4,242 (93)	4,044 (87)	4,229 (103)	4,180 (96)	3,807 (93)	3,859 (91)	48,374 (103)	132.5 (103)	3,731 (91)	3,503 (90)	3,884 (89)	47,137 (94)	128.8 (94)	3,600 (93)	14,718 (91)	121.6 (93)	3,600 (93)	120.0 (93)
Cargo	0 (0)	2 (200)	0 (0)	0 (0)	3 (300)	0 (0)	0 (0)	0 (0)	0 (0)	6 (75)	0.0 (75)	1 (100)	2 (0)	0 (0)	8 (200)	0.0 (0)	0 (300)	3 (91)	0.0 (91)	0 (0)	0.0 (0)
Others	129 (98)	123 (89)	98 (85)	149 (87)	199 (203)	134 (116)	130 (99)	165 (145)	197 (161)	1,754 (117)	4.8 (117)	234 (164)	243 (193)	300 (186)	2,101 (134)	5.7 (134)	147 (114)	924 (165)	7.6 (114)	147 (114)	4.9 (114)
No. of passengers	1,654,605 (375)	1,810,834 (360)	1,895,600 (359)	2,127,500 (325)	2,269,046 (316)	2,103,864 (323)	2,283,045 (257)	2,248,330 (197)	2,343,066 (173)	23,352,370 (225)	63,979 (144)	2,219,780 (159)	2,344,914 (160)	2,586,793 (147)	25,887,377 (144)	70,731 (152)	2,390,218 (144)	9,541,705 (152)	78,857 (152)	2,390,218 (144)	79,674 (144)
International flights	1,129,947 (2034)	1,236,247 (1984)	1,356,181 (1863)	1,529,526 (1432)	1,649,958 (1108)	1,497,279 (1004)	1,661,521 (544)	1,687,836 (292)	1,807,186 (227)	16,419,425 (698)	44,985 (698)	1,717,718 (193)	1,808,849 (199)	1,978,449 (186)	19,060,697 (371)	52,078 (371)	1,892,882 (185)	7,397,898 (185)	61,140 (185)	1,892,882 (168)	63,096 (168)
Japanese PAX	163,217 (844)	235,030 (1128)	240,331 (786)	304,064 (597)	422,373 (544)	367,788 (496)	320,924 (338)	370,162 (359)	339,990 (270)	3,308,909 (523)	9,066 (523)	320,316 (245)	349,390 (211)	506,732 (204)	3,940,317 (345)	10,766 (345)	303,133 (186)	1,479,571 (209)	12,228 (186)	303,133 (186)	10,104 (186)
Foreign PAX	963,240 (2661)	991,893 (2396)	1,098,666 (2611)	1,206,378 (2170)	1,214,915 (1709)	1,117,245 (1501)	1,331,393 (635)	1,315,362 (277)	1,462,990 (219)	13,011,728 (759)	35,649 (759)	1,388,558 (184)	1,454,941 (196)	1,468,559 (181)	15,013,740 (377)	41,021 (377)	1,586,111 (165)	5,898,169 (180)	48,745 (180)	1,586,111 (165)	52,870 (165)
Transit PAX	3,490 (12464)	9,324 (11371)	17,184 (13018)	19,084 (5646)	12,670 (4461)	12,246 (2697)	9,204 (1334)	2,312 (236)	4,606 (183)	98,788 (1540)	271 (1540)	8,844 (198)	4,518 (230)	3,158 (141)	106,640 (752)	291 (104)	3,638 (104)	20,158 (166)	167 (166)	3,638 (104)	121 (104)
Domestic flights	524,658 (136)	574,587 (130)	539,419 (119)	597,974 (109)	619,088 (109)	606,585 (121)	621,524 (106)	560,494 (100)	535,880 (96)	6,932,945 (124)	18,994 (124)	502,062 (100)	536,065 (97)	608,344 (87)	6,826,680 (107)	18,652 (94)	497,336 (95)	2,143,807 (94)	17,717 (94)	497,336 (95)	16,578 (95)
Cargo volume handled (t)	60,256 (91)	56,401 (90)	60,420 (89)	63,024 (95)	60,251 (95)	64,698 (97)	65,053 (98)	67,334 (106)	64,987 (95)	732,630 (93)	2,007 (93)	54,448 (110)	50,708 (92)	64,087 (97)	731,667 (96)	1,999 (96)	59,293 (98)	228,536 (99)	1,889 (99)	59,293 (98)	1,976 (98)
International cargo	59,365 (90)	55,532 (89)	59,606 (88)	62,076 (94)	59,388 (95)	63,905 (97)	64,173 (98)	66,535 (106)	64,030 (95)	722,248 (92)	1,979 (92)	53,702 (111)	49,828 (92)	63,103 (97)	721,243 (96)	1,971 (96)	58,423 (98)	225,056 (99)	1,860 (99)	58,423 (98)	1,947 (98)
Loaded	27,735 (90)	25,304 (87)	27,365 (85)	27,856 (91)	26,700 (92)	29,367 (95)	28,465 (92)	28,150 (98)	28,937 (94)	324,926 (89)	890 (89)	23,954 (113)	23,427 (96)	28,497 (97)	325,757 (94)	890 (94)	26,252 (95)	102,130 (99)	844 (99)	26,252 (95)	875 (95)
Unloaded	31,630 (90)	30,228 (91)	32,241 (92)	34,220 (97)	32,688 (97)	34,538 (102)	35,708 (102)	38,385 (112)	35,093 (96)	397,322 (94)	1,089 (94)	29,748 (109)	26,401 (88)	34,606 (98)	395,486 (97)	1,081 (97)	32,171 (102)	122,926 (99)	1,016 (99)	32,171 (102)	1,072 (102)
Domestic cargo	891 (171)	869 (222)	814 (164)	948 (154)	863 (134)	793 (118)	880 (119)	799 (100)	957 (88)	10,382 (144)	28 (144)	746 (102)	880 (111)	984 (95)	10,424 (122)	28 (98)	870 (101)	3,480 (101)	29 (98)	870 (98)	29 (98)
Loaded	534 (190)	489 (220)	501 (172)	477 (138)	553 (143)	487 (117)	574 (122)	531 (103)	580 (87)	6,279 (147)	17 (147)	426 (96)	497 (97)	576 (97)	6,225 (121)	17 (97)	518 (97)	2,017 (97)	17 (97)	518 (97)	17 (97)
Unloaded	357 (148)	380 (224)	313 (153)	471 (174)	310 (119)	306 (119)	306 (114)	268 (95)	377 (90)	4,103 (140)	11 (140)	320 (111)	383 (137)	408 (91)	4,199 (124)	11 (98)	352 (107)	1,463 (107)	12 (98)	352 (98)	12 (98)

- Figures in brackets indicate YoY comparison (previous year's results defined as 100).
- "Others" in "Aircraft movements" includes ferry flights, fueling/private/special aircraft and rotorcraft. Also, "Passenger" includes passenger flights which transported cargo only.
- Pax for international flights are based on data published by the Kansai Airport District Immigration Office of Osaka Regional Immigration Bureau.
- Pax for domestic flights include infants.
- International cargo volume indicates loaded/unloaded volume at KIX on international flights according to data published by Osaka Customs.
- All figures in the table except those specified in 3 and 5 above are based on research by Kansai Airports.

## ITAMI Traffic Report

	2023											2024									
	FY2023											FY2024									
	Final figures																				
	Apr	May	Jun	Jul	Aug	Sep	Oct	Nov	Dec	CY2023 Total	Daily ave.	Jan	Feb	Mar	FY2023 Total	Daily ave.	Apr	CY2024 Total	Daily ave.	FY2024 Total	Daily ave.
Domestic aircraft movements	11,302 (107)	11,744 (101)	11,288 (100)	11,957 (100)	11,800 (94)	11,215 (103)	11,637 (100)	11,279 (100)	11,882 (100)	138,004 (103)	378.1	11,591 (99)	10,743 (102)	11,433 (97)	137,871 (100)	376.7	11,108 (98)	44,875 (99)	370.9 (99)	11,108 (98)	370.3 (98)
Passenger flights	11,072 (107)	11,427 (101)	11,028 (100)	11,645 (100)	11,452 (93)	11,006 (103)	11,383 (99)	11,022 (100)	11,565 (100)	134,611 (103)	368.8	11,339 (100)	10,521 (103)	11,165 (98)	134,625 (100)	367.8	10,894 (98)	43,919 (100)	363.0 (100)	10,894 (98)	363.1 (98)
Others	230 (87)	317 (105)	260 (100)	312 (119)	348 (135)	209 (79)	254 (128)	257 (106)	317 (109)	3,393 (109)	9.3	252 (76)	222 (92)	268 (85)	3,246 (100)	8.9	214 (93)	956 (85)	7.9 (85)	214 (93)	7.1 (93)
No. of passengers on domestic flights	1,162,868 (142)	1,274,344 (139)	1,196,241 (131)	1,194,935 (117)	1,345,217 (116)	1,215,998 (124)	1,344,862 (110)	1,300,393 (101)	1,244,315 (104)	14,753,825 (128)	40,421	1,108,951 (104)	1,112,137 (104)	1,293,685 (97)	14,793,946 (114)	40,421	1,153,556 (99)	4,668,329 (101)	38,581 (99)	1,153,556 (99)	38,452 (99)
Domestic cargo volume handled (t)	6,982 (95)	6,373 (94)	6,595 (95)	7,642 (98)	7,013 (98)	7,184 (100)	7,779 (106)	7,782 (105)	8,806 (100)	87,397 (100)	239	6,828 (99)	7,105 (108)	7,754 (100)	87,843 (100)	240	7,088 (102)	28,775 (102)	238 (102)	7,088 (102)	236 (102)
Loaded	3,457 (95)	2,965 (94)	3,157 (90)	3,428 (89)	3,374 (95)	3,552 (93)	3,902 (98)	3,902 (98)	4,496 (94)	43,312 (96)	119	3,389 (94)	3,469 (96)	3,802 (94)	42,723 (94)	117	3,331 (95)	13,991 (95)	116 (95)	3,331 (96)	111 (96)
Unloaded	3,525 (95)	3,408 (94)	3,438 (99)	4,214 (108)	3,639 (101)	3,632 (109)	4,047 (115)	3,880 (112)	4,310 (107)	44,085 (104)	121	3,439 (106)	3,636 (121)	3,952 (106)	45,120 (106)	123	3,757 (107)	14,784 (109)	122 (109)	3,757 (107)	125 (107)

1. Figures in brackets indicate YoY comparison (previous year's results defined as 100)

2. "Others" in "aircraft movements" includes cargo flights, ferry flights, fueling/private/special aircraft and rotorcraft.

3. Pax for domestic flights include infants.

4. All figures are based on research by Kansai Airports.

## KOBE Traffic Report

	2023											2024									
	FY2023											FY2024									
	Final figures																				
	Apr	May	Jun	Jul	Aug	Sep	Oct	Nov	Dec	CY2023 Total	Daily ave.	Jan	Feb	Mar	FY2023 Total	Daily ave.	Apr	CY2024 Total	Daily ave.	FY2024 Total	Daily ave.
Domestic aircraft movements	2,788 (108)	2,845 (107)	2,744 (103)	3,059 (99)	2,919 (94)	2,897 (105)	3,090 (99)	3,084 (108)	2,887 (94)	34,894 (105)	95.6	2,743 (98)	2,680 (97)	2,934 (97)	34,670 (101)	94.7	2,768 (99)	11,125 (98)	91.9 (99)	2,768 (99)	92.3 (99)
Passenger flights	2,229 (109)	2,317 (105)	2,198 (102)	2,338 (95)	2,203 (90)	2,217 (101)	2,289 (97)	2,216 (97)	2,208 (94)	26,997 (104)	74.0	2,184 (94)	2,092 (99)	2,288 (97)	26,779 (98)	73.2	2,291 (103)	8,855 (98)	73.2 (103)	2,291 (103)	76.4 (103)
Others	559 (106)	528 (118)	546 (106)	721 (117)	716 (110)	680 (118)	801 (107)	868 (148)	679 (94)	7,897 (108)	21.6	559 (114)	588 (92)	646 (97)	7,891 (110)	21.6	477 (85)	2,270 (96)	18.8 (85)	477 (85)	15.9 (85)
No. of passengers on domestic flights	262,558 (151)	290,845 (141)	275,898 (128)	290,661 (110)	313,651 (105)	296,352 (116)	312,315 (106)	289,069 (101)	270,485 (97)	3,434,868 (127)	9,411	260,577 (103)	276,459 (105)	304,933 (96)	3,443,803 (111)	9,409	270,560 (103)	1,112,529 (102)	9,194 (103)	270,560 (103)	9,019 (103)

1. Figures in brackets indicate YoY comparison (previous year's results defined as 100)

2. "Others" in "aircraft movements" includes ferry flights, fueling/private/special aircraft and rotorcraft.

3. Pax for domestic flights include infants.

4. International flights operated: 4 in May 2023, 2 in July 2023, 2 in September 2023, 2 in December 2023 (2023 Total...10), 7 in February 2024 (2024 Total...7, FY2023 Total...17)

5. All figures are based on research by Kansai Airports Kobe.

[Reference: Results of major categories and comparison with pre-Covid levels]

[KIX]	Apr-23	May-23	Jun-23	Jul-23	Aug-23	Sep-23	Oct-23	Nov-23	Dec-23	Jan-24	Feb-24	Mar-24	FY2023 Total	Apr-24	FY2024 Total
<b>Total aircraft movements</b>	12,231	12,816	12,636	14,054	14,149	14,281	14,671	14,394	15,224	15,094	14,252	15,971	169,773	15,251	15,251
	(70)	(72)	(73)	(77)	(77)	(85)	(88)	(85)	(86)	(84)	(92)	(91)	(82)	(88)	(88)
1. International aircraft movements	8,227	8,660	8,786	9,663	9,903	9,918	10,361	10,422	11,168	11,128	10,504	11,787	120,527	11,504	11,504
	(62)	(64)	(66)	(70)	(72)	(78)	(81)	(81)	(81)	(88)	(88)	(88)	(76)	(87)	(87)
1-1. Passenger aircraft movements	6,052	6,725	6,773	7,662	8,017	8,082	8,635	8,552	9,383	9,563	9,209	10,069	98,722	9,806	9,806
	(51)	(55)	(57)	(62)	(64)	(71)	(76)	(74)	(76)	(76)	(85)	(84)	(69)	(82)	(82)
1-2. Freighter aircraft movements	2,005	1,824	1,877	1,904	1,791	1,739	1,628	1,765	1,667	1,493	1,217	1,578	20,488	1,529	1,529
	(173)	(161)	(170)	(155)	(152)	(151)	(138)	(142)	(129)	(139)	(125)	(127)	(147)	(132)	(132)
2. Domestic aircraft movements	4,004	4,156	3,850	4,391	4,246	4,363	4,310	3,972	4,056	3,966	3,748	4,184	49,246	3,747	3,747
	(98)	(99)	(95)	(100)	(95)	(108)	(109)	(102)	(101)	(96)	(104)	(102)	(101)	(91)	(91)
<b>Total passenger traffic</b>	1,654,605	1,810,834	1,895,600	2,127,500	2,269,046	2,103,864	2,283,045	2,248,330	2,343,066	2,219,780	2,344,914	2,586,793	25,887,377	2,390,218	2,390,218
	(60)	(66)	(70)	(76)	(79)	(85)	(91)	(88)	(92)	(85)	(94)	(90)	(81)	(87)	(87)
1. International passenger traffic	1,129,947	1,236,247	1,356,181	1,529,526	1,649,958	1,497,279	1,661,521	1,687,836	1,807,186	1,717,718	1,808,849	1,978,449	19,060,697	1,892,882	1,892,882
	(52.2)	(57.3)	(62.9)	(70.1)	(74.2)	(79.8)	(85.0)	(85.3)	(90.5)	(83.7)	(91.3)	(88.0)	(76.3)	(87.4)	(87.4)
1-1. Japanese passengers	163,217	235,030	240,331	304,064	422,373	367,788	320,924	370,162	339,990	320,316	349,390	506,732	3,940,317	303,133	303,133
	(27.9)	(35.7)	(40.3)	(48.7)	(51.4)	(52.7)	(50.9)	(57.3)	(52.2)	(53.3)	(60.3)	(60.6)	(49.7)	(51.9)	(51.9)
1-2. Non-Japanese passengers	963,240	991,893	1,098,666	1,206,378	1,214,915	1,117,245	1,331,393	1,315,362	1,462,590	1,388,558	1,454,941	1,468,559	15,013,740	1,586,111	1,586,111
	(61.4)	(66.8)	(71.5)	(78.7)	(87.8)	(96.0)	(101.7)	(99.5)	(110.4)	(97.6)	(105.3)	(104.6)	(89.2)	(101.1)	(101.1)
2. Domestic passenger traffic	524,658	574,587	539,419	597,974	619,088	606,585	621,524	560,494	535,880	502,062	536,065	608,344	6,826,680	497,336	497,336
	(92)	(96)	(98)	(98)	(94)	(102)	(110)	(99)	(97)	(91)	(102)	(95)	(98)	(87)	(87)
<b>Total cargo volume</b>	60,256	56,401	60,420	63,024	60,251	64,698	65,053	67,334	64,987	54,448	50,708	64,087	731,667	59,293	59,293
	(92)	(91)	(103)	(97)	(97)	(99)	(97)	(95)	(97)	(98)	(97)	(91)	(96)	(90)	(90)
1. International cargo volume	59,365	55,532	59,606	62,076	59,388	63,905	64,173	66,535	64,030	53,702	49,828	63,103	721,243	58,423	58,423
	(92)	(91)	(103)	(97)	(97)	(100)	(98)	(96)	(97)	(98)	(97)	(92)	(96)	(91)	(91)
[ITM]	Apr-23	May-23	Jun-23	Jul-23	Aug-23	Sep-23	Oct-23	Nov-23	Dec-23	Jan-24	Feb-24	Mar-24	FY2023 Total	Apr-24	FY2024 Total
Domestic aircraft movements	11,302	11,744	11,288	11,957	11,800	11,215	11,637	11,279	11,882	11,591	10,743	11,433	137,871	11,108	11,108
	(100)	(100)	(100)	(100)	(96)	(100)	(104)	(100)	(100)	(98)	(102)	(97)	(100)	(98)	(98)
Domestic passenger traffic	1,162,868	1,274,344	1,196,241	1,194,935	1,345,217	1,215,998	1,344,862	1,300,393	1,244,315	1,108,951	1,112,137	1,293,685	14,793,946	1,153,556	1,153,556
	(89)	(91)	(91)	(86)	(84)	(88)	(98)	(89)	(90)	(86)	(93)	(90)	(89)	(88)	(88)
[UKB]	Apr-23	May-23	Jun-23	Jul-23	Aug-23	Sep-23	Oct-23	Nov-23	Dec-23	Jan-24	Feb-24	Mar-24	FY2023 Total	Apr-24	FY2024 Total
Domestic aircraft movements	2,788	2,845	2,744	3,059	2,919	2,897	3,090	3,084	2,887	2,743	2,680	2,934	34,670	2,768	2,768
	(113)	(108)	(114)	(119)	(107)	(104)	(111)	(109)	(94)	(98)	(122)	(118)	(109)	(112)	(112)
Domestic passenger traffic	262,558	290,845	275,898	290,661	313,651	296,352	312,315	289,069	270,485	260,577	276,459	304,933	3,443,803	270,560	270,560
	(104)	(105)	(105)	(103)	(95)	(98)	(106)	(97)	(95)	(93)	(112)	(106)	(101)	(107)	(107)

\* Comparison with February 2019 - January 2020 which was before the COVID pandemic.

# [Reference Data] Kansai International Airport int'l passenger flight analysis by region

\*Data source: KIX AODB (Airport Operational Data Base)

① Movements by region

(Unit: 1)

KIX Int'l PAX flight movements by region	FY2023													FY2024	
	Apr	May	Jun	Jul	Aug	Sep	Oct	Nov	Dec	Jan	Feb	Mar	Total	Apr	Total
	China	807 (21)	1,064 (27)	1,214 (31)	1,523 (36)	1,735 (41)	1,760 (42)	1,846 (42)	1,731 (36)	2,066 (40)	2,291 (42)	2,264 (66)	2,486 (66)	20,787 (41)	2,509 (65)
Hong Kong and Macau	635 (58)	667 (60)	702 (64)	802 (73)	822 (78)	880 (90)	976 (99)	1,014 (102)	1,086 (100)	1,042 (93)	1,112 (106)	1,158 (94)	10,896 (84)	1,087 (100)	1,087 (100)
Taiwan	834 (74)	865 (75)	816 (77)	841 (76)	914 (78)	899 (78)	987 (83)	994 (87)	1,026 (88)	1,034 (88)	987 (88)	1,051 (88)	11,248 (82)	1,030 (91)	1,030 (91)
South Korea	2,292 (74)	2,498 (79)	2,466 (81)	2,703 (86)	2,714 (90)	2,748 (122)	2,925 (150)	2,887 (156)	3,125 (149)	3,090 (149)	2,873 (102)	3,161 (102)	33,482 (106)	2,921 (94)	2,921 (94)
South East Asia	1,070 (64)	1,177 (68)	1,119 (67)	1,264 (73)	1,294 (73)	1,284 (77)	1,353 (79)	1,384 (83)	1,492 (86)	1,492 (85)	1,391 (98)	1,489 (91)	15,809 (78)	1,494 (89)	1,494 (89)
Hawaii, Oceania and Guam	202 (38)	185 (34)	163 (33)	201 (40)	220 (40)	214 (42)	210 (39)	233 (39)	252 (40)	256 (40)	260 (44)	290 (43)	2,686 (40)	283 (53)	283 (53)
Others (North America, Europe, Middle East and others)	212 (37)	269 (45)	293 (47)	328 (49)	318 (46)	297 (46)	338 (55)	309 (66)	336 (71)	358 (78)	322 (83)	434 (99)	3,814 (58)	482 (84)	482 (84)
<b>Total</b>	<b>6,052 (51)</b>	<b>6,725 (55)</b>	<b>6,773 (57)</b>	<b>7,662 (62)</b>	<b>8,017 (64)</b>	<b>8,082 (71)</b>	<b>8,635 (76)</b>	<b>8,552 (74)</b>	<b>9,383 (76)</b>	<b>9,563 (76)</b>	<b>9,209 (85)</b>	<b>10,069 (84)</b>	<b>98,722 (69)</b>	<b>9,806 (82)</b>	<b>9,806 (82)</b>

1. Figures in parenthesis indicate comparison with the period from February 2019 to January 2020, which was before COVID-19.

② Pax by region

(Unit: Thousand)

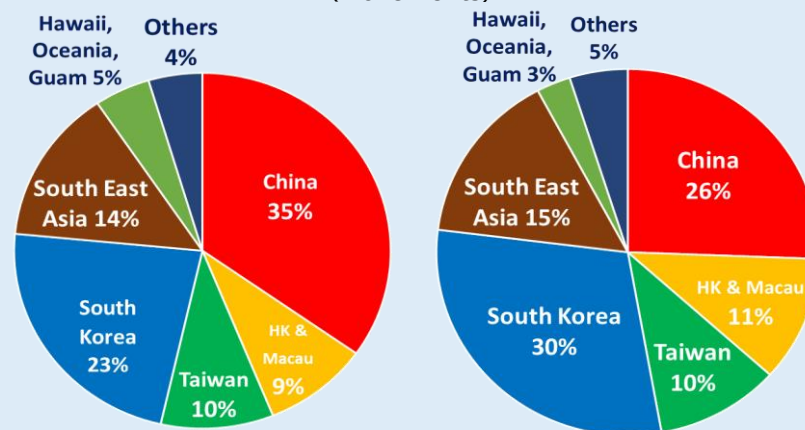
KIX Int'l PAX number by region	FY2023													FY2024	
	Apr	May	Jun	Jul	Aug	Sep	Oct	Nov	Dec	Jan	Feb	Mar	Total	Apr	Total
	China	65	121	189	254	313	236	223	229	289	303	350	356	2,928	393
Hong Kong and Macau	135	133	164	192	200	159	192	208	225	185	212	234	2,238	211	211
Taiwan	181	183	201	208	224	210	231	223	228	222	229	251	2,589	225	225
South Korea	419	465	470	515	522	523	589	585	611	594	581	631	6,505	562	562
South East Asia	245	238	221	233	264	251	298	325	337	307	322	346	3,387	340	340
Hawaii, Oceania and Guam	27	29	31	39	45	42	42	47	49	46	51	61	508	48	48
Others (North America, Europe, Middle East and others)	56	68	77	85	81	75	84	70	67	59	63	102	887	114	114
<b>Total</b>	<b>1,127</b>	<b>1,236</b>	<b>1,354</b>	<b>1,526</b>	<b>1,649</b>	<b>1,495</b>	<b>1,659</b>	<b>1,687</b>	<b>1,806</b>	<b>1,715</b>	<b>1,807</b>	<b>1,981</b>	<b>19,042</b>	<b>1,893</b>	<b>1,893</b>

1. This data is based on passenger volume data from airlines and differs slightly from the total number of PAX on international flights in the Traffic Report, which is based on data published by the Kansai Airport Branch of the Osaka Immigration and Immigration Bureau.

2. Kansai International Airport AODB has been fully introduced from 2023, and there is no data on PAX by region before then.

## Share by region

(Movements)



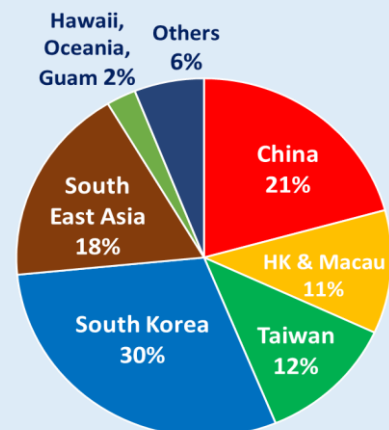
(Reference) Jan. 2019 to Dec. 2019

April 2024

## \*About Kansai International Airport AODB

AODB is the central database that allows us to aggregate and integrate various data related to airport operations. It enables us to share information in real time with airport stakeholders, including the Civil Aviation Bureau, airlines, and transport operators. Kansai International Airport have fully introduced AODB from 2023 and we aim to optimize the allocation of airport resources.

(Passengers)



April 2024