



KIX, ITAMI, KOBE April 2020 Traffic Report

- Due to travel restrictions imposed by various countries amid the global spread of COVID-19, operations of international passenger flights were limited mainly to flying people back to their home countries. Consequently, aircraft movements and passenger traffic decreased on international routes.
- In the wake of the government's request to refrain from making unessential travel under the state of emergency declaration, the number of domestic flights decreased to the minimum level required to meet basic travel needs.
- On the other hand, the number of international cargo flights increased significantly to offset the decrease in cargo volume transported on passenger flights.

[KIX Aircraft Movement]

- Total aircraft movements : 4,411 (-75% YoY)
- International aircraft movements : 2,535 (-81% YoY)
- International passenger aircraft movements*¹ : 315 (-97% YoY)
- International freighter aircraft movements : 2,002 (+72% YoY)
- Domestic aircraft movements : 1,876 (-54% YoY)

*1 Includes passenger flights which transported cargo only

[KIX Passenger Traffic]

- Total passenger traffic : 72,947 (-97% YoY)
- International passenger traffic : 6,689 (-99.7% YoY)
- Japanese passengers on international flights : 2,543 (-99.6% YoY),
Non-Japanese passengers on international flights: 4,140 (-99.7% YoY)
- Passengers on domestic flights : 66,258 (-88% YoY)

[KIX Cargo Volume]

- Total cargo volume : 60,026 tons (-9% YoY)
- International cargo volume: 59,593 tons (-8% YoY)

[ITAMI Aircraft Movement]

- Domestic aircraft movements: 5,738 (down 49% YoY)

[ITAMI Passenger Traffic]

- Domestic passenger traffic: 153,429 (down 88% YoY)

[KOBE Aircraft Movement]

- Domestic aircraft movements: 1,596 (down 35% YoY)

[KOBE Passenger Traffic]

- Domestic passenger traffic: 37,885 (down 85% YoY)






KIX / ITAMI / KOBE Traffic Report for April 2020

3 Airports Total Traffic report

[Aircraft Movements]	11,745	(-62%)
International	2,535	(-81%)
Domestic	9,210	(-48%)
[Passengers]	264,261	(-94%)
International	6,689	(-99.7%)
Domestic	257,572	(-88%)
[Cargo(t)]	64,892	(-14%)
International	59,593	(-8%)
Domestic	5,299	(-52%)

Traffic report per Airports

	 KIX	 ITAMI	 KOBE
[Aircraft Movements]	4,411 (-75%)	5,738 (-49%)	1,596 (-35%)
International	2,535 (-81%)	-	-
Domestic	1,876 (-54%)	5,738 (-49%)	1,596 (-35%)
[Passengers]	72,947 (-97%)	153,429 (-88%)	37,885 (-85%)
International	6,689 (-99.7%)	-	-
(Japanese)	(2,543) (-99.6%)	-	-
(Non-Japanese)	(4,140) (-99.7%)	-	-
Domestic	66,258 (-88%)	153,429 (-88%)	37,885 (-85%)
[Cargo(t)]	60,026 (-9%)	4,866 (-51%)	-
International	59,593 (-8%)	-	-
Domestic	433 (-66%)	4,866 (-51%)	-

*The figures in the bracket () are the percentage of change on a year-on-year basis.

Contact Information for Inquiries

Corporate Communications
Planning & Administration
TEL: +81-72-455-2201

KIX Traffic Report

25-May-20

Kansai Airports

	2019											2020									
	FY2019											FY2020									
	Final figures											Preliminary figures									
	Apr	May	Jun	Jul	Aug	Sep	Oct	Nov	Dec	2019 Total	Daily ave.	Jan	Feb	Mar	FY2019 Total	Daily ave.	Apr	2020 Total	Daily ave.	FY2020 Total	Daily ave.
Aircraft movements	17,394 (111)	17,722 (109)	17,271 (109)	18,175 (112)	18,274 (109)	16,738 (191)	16,681 (102)	16,840 (103)	17,740 (103)	206,777 (111)	566.5	17,926 (106)	12,756 (82)	8,505 (49)	196,022 (103)	535.6	4,411 (25)	43,598 (65)	360.3 (25)	4,411 (25)	147.0
International flights	13,297 (113)	13,528 (110)	13,223 (110)	13,787 (113)	13,817 (111)	12,699 (207)	12,739 (102)	12,932 (104)	13,738 (105)	157,885 (113)	432.6	13,816 (108)	8,909 (75)	4,399 (33)	146,884 (103)	401.3	2,535 (19)	29,659 (58)	245.1 (19)	2,535 (19)	84.5
Passenger	11,957 (115)	12,278 (112)	11,902 (112)	12,457 (112)	12,485 (114)	11,435 (210)	11,354 (101)	11,538 (104)	12,299 (105)	142,161 (114)	389.5	12,610 (109)	7,685 (71)	2,835 (24)	130,835 (102)	357.5	315 (3)	23,445 (51)	193.8 (3)	315 (3)	10.5
Cargo	1,161 (94)	1,130 (91)	1,105 (91)	1,227 (103)	1,177 (101)	1,151 (187)	1,183 (104)	1,246 (101)	1,288 (103)	14,009 (101)	38.4	1,074 (95)	1,091 (112)	1,489 (120)	14,322 (105)	39.1	2,002 (172)	5,656 (126)	46.7 (172)	2,002 (172)	66.7
Others	179 (109)	120 (83)	216 (169)	103 (97)	155 (128)	113 (164)	202 (122)	148 (87)	151 (96)	1,715 (106)	4.7	132 (127)	133 (123)	75 (65)	1,727 (111)	4.7	218 (122)	558 (110)	4.6 (122)	218 (122)	7.3
Domestic flights	4,097 (104)	4,194 (104)	4,048 (104)	4,388 (109)	4,457 (105)	4,039 (154)	3,942 (101)	3,908 (101)	4,002 (95)	48,892 (104)	134.0	4,110 (100)	3,847 (106)	4,106 (100)	49,138 (106)	134.3	1,876 (46)	13,939 (88)	115.2 (46)	1,876 (46)	62.5
Passenger	3,881 (104)	3,960 (102)	3,769 (103)	4,160 (109)	4,174 (103)	3,832 (154)	3,701 (100)	3,688 (100)	3,834 (97)	46,302 (104)	126.9	3,907 (100)	3,661 (106)	3,896 (98)	46,463 (106)	126.9	1,710 (44)	13,174 (87)	108.9 (44)	1,710 (44)	57.0
Cargo	40 (69)	37 (71)	37 (57)	71 (120)	46 (110)	33 (413)	33 (94)	40 (91)	41 (103)	488 (85)	1.3	18 (51)	15 (48)	20 (45)	431 (84)	1.2	0 (0)	53 (35)	0.4 (0)	0 (0)	0.0
Others	176 (136)	197 (189)	242 (142)	157 (90)	237 (136)	174 (138)	208 (131)	180 (133)	127 (63)	2,102 (119)	5.8	185 (116)	171 (122)	190 (183)	2,244 (126)	6.1	166 (94)	712 (123)	5.9 (94)	166 (94)	5.5
No. of passengers	2,735,050 (108)	2,757,902 (110)	2,707,829 (112)	2,796,126 (113)	2,880,198 (104)	2,470,117 (203)	2,520,778 (101)	2,544,737 (101)	2,551,455 (99)	31,915,607 (111)	87,440	2,605,809 (102)	1,578,675 (63)	616,462 (21)	28,765,138 (98)	78,593	72,947 (3)	4,873,893 (46)	40,280 (3)	72,947 (3)	2,432
International flights	2,165,053 (109)	2,158,722 (111)	2,155,724 (114)	2,183,206 (113)	2,223,752 (105)	1,875,651 (211)	1,955,777 (102)	1,979,713 (101)	1,997,568 (99)	24,933,837 (111)	68,312	2,052,971 (102)	1,072,119 (54)	239,524 (11)	22,059,780 (96)	60,273	6,689 (0.3)	3,371,303 (40)	27,862 (0)	6,689 (0)	223
Japanese PAX	584,514 (122)	658,841 (119)	596,058 (112)	624,843 (108)	822,219 (103)	697,552 (222)	630,904 (103)	645,629 (100)	650,704 (103)	7,943,337 (114)	21,763	600,911 (97)	514,968 (89)	138,730 (17)	7,165,873 (100)	19,579	2,543 (0.4)	1,257,152 (48)	10,390 (0)	2,543 (0)	85
Foreign PAX	1,569,243 (105)	1,484,593 (107)	1,535,854 (116)	1,533,251 (116)	1,383,227 (106)	1,163,255 (205)	1,309,753 (101)	1,321,468 (101)	1,324,864 (98)	16,774,926 (110)	45,959	1,422,986 (104)	544,343 (39)	93,380 (7)	14,686,217 (95)	40,126	4,140 (0.3)	2,064,849 (36)	17,065 (0)	4,140 (0)	138
Transit PAX	11,296 (166)	15,288 (95)	23,812 (104)	25,112 (110)	18,306 (110)	14,844 (102)	15,120 (91)	12,616 (93)	22,000 (93)	215,574 (116)	591	29,074 (104)	12,808 (61)	7,414 (89)	207,690 (103)	567	6 (0.1)	49,302 (72)	407 (0)	6 (0)	0
Domestic flights	569,997 (104)	599,180 (106)	552,105 (104)	612,920 (112)	656,446 (103)	594,466 (180)	565,001 (106)	565,024 (103)	553,887 (99)	6,981,770 (107)	19,128	552,838 (100)	506,556 (97)	376,938 (59)	6,705,358 (103)	18,321	66,258 (12)	1,502,590 (66)	12,418 (12)	66,258 (12)	2,209
Cargo volume handled (t)	65,759 (89)	62,238 (87)	58,869 (81)	65,225 (90)	62,300 (82)	65,185 (219)	67,149 (93)	70,511 (89)	67,292 (87)	771,699 (93)	2,114	55,679 (86)	52,586 (100)	63,978 (91)	756,771 (93)	2,068	60,026 (91)	232,269 (92)	1,920 (91)	60,026 (91)	2,001
International cargo	64,502 (90)	60,848 (87)	57,724 (81)	63,865 (81)	61,197 (82)	63,995 (217)	65,803 (89)	69,162 (89)	65,849 (87)	756,794 (93)	2,073	54,604 (86)	51,593 (100)	63,013 (91)	742,155 (93)	2,028	59,593 (92)	228,803 (92)	1,891 (92)	59,593 (92)	1,986
Loaded	30,350 (87)	27,196 (78)	26,801 (75)	27,648 (81)	27,139 (75)	28,767 (189)	29,552 (82)	30,404 (80)	29,558 (80)	346,988 (86)	951	23,971 (78)	25,621 (96)	26,445 (82)	333,452 (85)	911	26,691 (88)	102,728 (86)	849 (88)	26,691 (88)	890
Unloaded	34,152 (92)	33,652 (97)	30,923 (88)	36,217 (97)	34,058 (89)	35,228 (247)	36,251 (103)	38,758 (97)	36,291 (93)	409,806 (99)	1,123	30,633 (93)	25,972 (105)	36,568 (100)	408,703 (101)	1,117	32,902 (96)	126,075 (98)	1,042 (98)	32,902 (96)	1,097
Domestic cargo	1,257 (84)	1,390 (83)	1,145 (85)	1,360 (99)	1,103 (94)	1,190 (524)	1,346 (173)	1,443 (127)	1,443 (108)	14,905 (100)	41	1,075 (106)	993 (96)	965 (76)	14,616 (106)	40	433 (34)	3,466 (76)	29 (34)	433 (34)	14
Delivery	667 (90)	662 (99)	631 (98)	752 (119)	676 (115)	678 (575)	722 (213)	777 (156)	840 (122)	7,988 (112)	22	551 (116)	467 (92)	515 (86)	7,938 (122)	22	213 (32)	1,746 (78)	14 (32)	213 (32)	7
Arrival	590 (78)	728 (73)	514 (73)	608 (83)	427 (72)	512 (470)	624 (142)	572 (102)	603 (93)	6,917 (89)	19	524 (98)	526 (100)	450 (66)	6,678 (92)	18	220 (37)	1,720 (74)	14 (37)	220 (37)	7

- Figures in brackets indicate YoY comparison (previous year's results defined as 100).
- "Others" in "Aircraft movements" includes ferry flights, fueling/private/special aircraft and rotorcraft. Also, "Passenger" includes passenger flights which transported cargo only.
- Pax for international flights are based on data published by the Kansai Airport District Immigration Office of Osaka Regional Immigration Bureau.
- Pax for domestic flights include infants.
- International cargo volume indicates loaded/unloaded volume at KIX on international flights according to data published by Osaka Customs.
- All figures in the table except those specified in 3 and 5 above are based on research by Kansai Airports.

ITAMI Traffic Report

	2019										2020										
	FY2019										FY2020										
	Final figures										Preliminary figures										
	Apr	May	Jun	Jul	Aug	Sep	Oct	Nov	Dec	2019 Total	Daily ave.	Jan	Feb	Mar	FY2019 Total	Daily ave.	Apr	2020 Total	Daily ave.	FY2020 Total	Daily ave.
Domestic aircraft movements	11,284	11,703	11,342	11,998	12,328	11,232	11,234	11,320	11,863	138,430	379.3	11,773	10,885	10,234	137,196	374.9	5,738	38,630	319.3	5,738	191.3
Passenger flights	(100)	(100)	(100)	(102)	(99)	(104)	(96)	(99)	(100)	(100)	(100)	(100)	(103)	(87)	(99)	(99)	(51)	(85)	(51)	(51)	(51)
Others	11,002	11,375	10,973	11,645	12,079	10,900	11,014	11,014	11,628	134,862	369.5	11,488	10,671	9,980	133,769	365.5	5,438	37,577	310.6	5,438	181.3
	(100)	(99)	(100)	(103)	(100)	(104)	(97)	(99)	(100)	(100)	(100)	(99)	(104)	(87)	(99)	(99)	(49)	(85)	(49)	(49)	(49)
	282	328	369	353	249	332	220	306	235	3,568	9.8	285	214	254	3,427	9.4	300	1,053	8.7	300	10.0
	(106)	(118)	(107)	(82)	(70)	(92)	(59)	(96)	(74)	(90)	(90)	(105)	(74)	(76)	(87)	(87)	(106)	(90)	(106)	(106)	(106)
No. of passengers on domestic flights	1,306,300	1,397,020	1,309,919	1,387,507	1,608,338	1,383,453	1,377,378	1,462,141	1,389,326	16,504,209	45,217	1,290,875	1,189,975	662,797	15,765,029	43,074	153,429	3,297,076	27,249	153,429	5,114
	(100)	(102)	(102)	(106)	(102)	(102)	(96)	(102)	(103)	(102)	(103)	(104)	(99)	(46)	(97)	(97)	(12)	(64)	(12)	(12)	(12)
Cargo volume handled (t)	9,860	9,276	9,265	10,845	10,423	10,537	10,306	9,946	11,340	119,651	328	8,511	8,632	9,243	118,184	323	4,866	31,252	258	4,866	162
Domestic departure	(95)	(94)	(92)	(96)	(93)	(97)	(90)	(96)	(97)	(94)	(94)	(98)	(100)	(88)	(94)	(94)	(49)	(83)	(49)	(49)	(49)
Domestic Arrival	4,607	4,014	4,214	4,764	4,685	4,769	4,830	5,038	5,885	56,747	155	4,334	4,504	4,772	56,416	154	2,557	16,167	134	2,557	85
	(94)	(92)	(94)	(96)	(97)	(99)	(91)	(98)	(98)	(94)	(94)	(99)	(102)	(93)	(96)	(96)	(56)	(87)	(56)	(56)	(56)
	5,253	5,262	5,051	6,081	5,738	5,768	5,476	4,908	5,455	62,904	172	4,177	4,128	4,471	61,768	169	2,309	15,085	125	2,309	77
	(96)	(95)	(91)	(95)	(90)	(95)	(89)	(95)	(97)	(93)	(93)	(96)	(98)	(84)	(93)	(93)	(44)	(79)	(44)	(44)	(44)

1. Figures in brackets indicate YoY comparison (previous year's results defined as 100)

2. "Others" in "aircraft movements" includes cargo flights, ferry flights, fueling/private/special aircraft and rotorcraft.

Aircraft movements of cargo flights: 29 in Apr. 2020

3. International flights operated: 1 in Apr. 2019 ·16 in Jun. 2019

·2019 Total···17·FY2019 Total···17

4. All figures are based on research by Kansai Airports.

KOBE Traffic Report

	2019										2020										
	FY2019										FY2020										
	Final figures										Preliminary figures										
	Apr	May	Jun	Jul	Aug	Sep	Oct	Nov	Dec	2019 Total	Daily ave.	Jan	Feb	Mar	FY2019 Total	Daily ave.	Apr	2020 Total	Daily ave.	FY2020 Total	Daily ave.
Domestic aircraft movements	2,473	2,633	2,414	2,575	2,721	2,785	2,791	2,830	3,066	31,391	86.0	2,791	2,853	2,893	32,825	89.7	1,596	10,133	83.7	1,596	53.2
Passenger flights	(109)	(106)	(100)	(102)	(101)	(122)	(105)	(115)	(112)	(108)	(108)	(116)	(130)	(116)	(111)	(111)	(65)	(106)	(65)	(65)	(65)
Others	1,800	1,860	1,799	1,864	2,009	1,953	1,982	2,103	2,197	22,783	62.4	2,228	2,114	2,166	24,075	65.8	1,182	7,690	63.6	1,182	39.4
	(100)	(100)	(100)	(104)	(110)	(116)	(109)	(121)	(122)	(107)	(107)	(124)	(130)	(121)	(113)	(113)	(66)	(110)	(66)	(66)	(66)
	673	773	615	711	712	832	809	727	869	8,608	23.6	563	739	727	8,750	23.9	414	2,443	20.2	414	13.8
	(141)	(124)	(101)	(97)	(82)	(137)	(97)	(102)	(94)	(111)	(111)	(92)	(129)	(104)	(106)	(106)	(62)	(95)	(62)	(62)	(62)
No. of passengers on domestic flights	253,658	275,687	262,527	281,004	330,172	301,690	293,787	299,468	284,224	3,363,237	9,214	281,053	266,176	163,334	3,292,780	8,997	37,885	748,448	6,186	37,885	1,263
	(100)	(104)	(101)	(106)	(109)	(113)	(107)	(112)	(112)	(106)	(106)	(114)	(108)	(57)	(103)	(103)	(15)	(72)	(15)	(15)	(15)

1. Figures in brackets indicate YoY comparison (previous year's results defined as 100)

2. "Others" in "aircraft movements" includes ferry flights, fueling/private/special aircraft and rotorcraft.

3. Pax for domestic flights include infants.

4. International flights operated: 1 in Apr. 2019, 4 in Jun. 2019, 2 in Jul. 2019, 3 in Aug. 2019, 1 in Oct. 2019, 3 in Nov. 2019, 2 in Dec. 2019, 6 in Jan. 2020, 1 in Feb. 2020, 2 in Apr. 2020

·FY2019 Total···23 ·2020 Total···9 ·FY2020 Total···2

5. All figures are based on research by Kansai Airports Kobe.



Kansai Airports was established by a consortium made up of VINCI Airports and ORIX Corporation as its core members. Kansai Airports took over the operations of Kansai International Airport (“KIX”) and Osaka International Airport (“ITAMI”) from New Kansai International Airport Company (“NKIAC”) and has been operating the two airports since April 1, 2016.

Kansai Airports Kobe, Kansai Airports’ wholly-owned subsidiary, took over the operations of Kobe Airport (“KOBE”) from Kobe City and started its business as an operating company on April 1, 2018.

Under the concept of “One Kansai Airports Group”, Kansai Airports group strives to continuously improve its services for all airport guests through appropriate investments and efficient operations, with safety and security being the top priority. Kansai Airports group aims to maximize the potential of the three airports, for the benefit of the communities they serve.

For more information, please visit : <http://www.kansai-airports.co.jp/en/>

Kansai Airports

Location	1-banchi, Senshu-kuko kita, Izumisano-shi, Osaka	Shareholders	ORIX 40%, VINCI Airports 40%, Other investors 20% ¹
Company Representatives	Representative Director and CEO: Yoshiyuki Yamaya Representative Director and Co-CEO: Benoit Rulleau		
Business Scope	Operation and management services, etc. of Kansai International Airport and Osaka International Airport		

Kansai Airports Kobe

Location	1-ban, Kobe-kuko, Chuo-ku, Kobe-shi, Hyogo	Shareholder	Kansai Airports 100%
Company Representatives	Representative Director and CEO: Yoshiyuki Yamaya Representative Director and Co-CEO: Benoit Rulleau		
Business Scope	Operation and management services, etc. of Kobe Airport		



ORIX Corporation (TSE: 8591; NYSE: IX) is an opportunistic, diversified, innovation-driven global powerhouse with a proven track record of profitability. Established in 1964, ORIX at present operates a diverse portfolio of businesses in the operations, financial services, and investment spaces. ORIX’s highly complementary business activities span industries including: energy, private equity, infrastructure, automotive, ship and aircraft, real estate and retail financial services. ORIX has also spread its business globally by establishing locations in a total of 37 countries and regions across the world. Through its business activities, ORIX has long been committed to corporate citizenship and environmental sustainability. For more details, please visit our website:

<http://www.orix.co.jp/grp/en/>



VINCI Airports, as the leading private airport operator in the world, manages the development and operation of 45 airports located in Brazil, Cambodia, Chile, Costa Rica, the Dominican Republic, France, Japan, Portugal, Serbia, Sweden, the United Kingdom and the United States. Served by more than 250 airlines, VINCI Airports’ network handled 255 million passengers in 2019. Through its expertise as a comprehensive integrator, VINCI Airports develops, finances, builds and operates airports, leveraging its investment capability, international network and know-how to optimise the management and performance of airports and to carry out airport expansions and upgrades. In 2019, its annual revenue for managed activities amounted to €4.9 billion, for a consolidated revenue of €2.6 billion.

More comprehensive information is available on www.vinci-airports.com

¹ ASICS Corporation; Iwatani Corporation; Osaka Gas Co., Ltd.; Obayashi Corporation; OMRON Corporation; The Kansai Electric Power Company, Incorporated; Kintetsu Group Holding Co., Ltd.; Keihan Holdings Co., Ltd.; Suntory Holdings Limited; JTB Corp.; Sekisui House, Ltd.; Daikin Industries, Ltd.; Daiwa House Industry Co., Ltd.; Takenaka Corporation; Nankai Electric Railway Co., Ltd.; NIPPON TELEGRAPH AND TELEPHONE WEST CORPORATION; Panasonic Corporation; Hankyu Hanshin Holdings, Inc.; Rengo Co., Ltd.; The Senshu Ikeda Bank, Ltd.; Kiyo Holdings, Inc.; The Bank of Kyoto, Ltd.; THE SHIGA BANK, LTD.; The Nanto Bank, Ltd.; Nippon Life Insurance Company; Mizuho Bank, Ltd.; Sumitomo Mitsui Trust Bank, Limited; MUFG Bank, Ltd.; Resona Bank, Limited; and the Private Finance Initiative Promotion Corporation of Japan.