



KIX, ITAMI, KOBE November 2019 Traffic Report

[KIX Aircraft Movement]

○ Total aircraft movements, international aircraft movements, and international passenger aircraft movements hit record highs for the month of November

- Total aircraft movements reached a record high for November at 16,840^{*1} (up 3% YoY)
- International aircraft movements reached a record high for November at 12,932^{*2} (up 4% YoY)
- International passenger aircraft movements reached a record high for November at 11,538^{*3} (up 4% YoY)
- International freighter aircraft movements marked 1,246^{*4} (up 1% YoY)
- Domestic aircraft movements marked 3,908 (up 1% YoY)

*1 Previous record high for the month of November: 16,338 (2018)

Monthly record high: 18,274 (August 2019)

*2 Previous record high for the month of November: 12,466 (2018)

Monthly record high: 13,817 (August 2019)

*3 Previous record high for the month of November: 11,056 (2018)

Monthly record high: 12,485 (August 2019)

*4 Record high for the month of November: 1,608 (2007)

Monthly record high: 1,685 (March 2008)

[KIX Passenger Traffic]

○ Total passenger traffic, international flight passengers, and foreign passengers hit record highs for the month of November

Despite a slowdown in international passenger traffic growth due to low demand for travel to and from South Korea and Hong Kong, total passenger traffic at KIX exceeded that of the same month last year, supported by continued strong growth in traffic to and from other regions, particularly China and Southeast Asian countries, as well as increased domestic traffic.

- Total passenger traffic reached a record high for November at 2.54 million^{*5} (up 1% YoY)
- International passenger traffic reached a record high for November at 1.98 million^{*6} (up 0.4% YoY)
- Among passengers on international flights, Japanese passengers stood at 0.65 million^{*7} (up 0.2% YoY), while non-Japanese passengers marked a record high for November at 1.32 million^{*8} (up 1% YoY)
- Passengers on domestic flights amounted to 0.57 million^{*9} (up 3% YoY)

*5 Previous record high for the month of November: 2.52 million (2018)

Monthly record high: 2.89 million (March 2019)

*6 Previous record high for the month of November: 1.97 million (2018)

Monthly record high: 2.25 million (March 2019)

*7 Record high for the month of November: 0.79 million (2000)

Monthly record high: 0.97 million (August 2000)

*8 Previous record high for the month of November: 1.31 million (2018)

Monthly record high: 1.57 million (April 2019)

*9 Record high for the month of November: 0.75 million (1996)

Monthly record high: 0.84 million (August 1995)

[KIX Cargo Volume]

- Total cargo volume stood at 70,511 tons^{*10} (down 11% YoY)
- International cargo volume stood at 69,162 tons^{*11} (down 11% YoY)

*10 Previous record high for the month of November: 92,856 tons (2000)

Previous monthly record high: 95,578 tons (October 2000)

*11 Previous record high for the month of November: 86,512 tons (2000)

Previous monthly record high: 88,546 tons (October 2000)

[ITAMI Aircraft Movement]

- Domestic aircraft movements marked 11,320 (down 1% YoY^{*12})

[ITAMI Passenger Traffic]

- Domestic passenger traffic stood at 1.46 million (up 2% YoY^{*12})

[KOBE Aircraft Movement]

- Domestic aircraft movements marked 2,830 (up 15% YoY)

[KOBE Passenger Traffic]

- Domestic passenger traffic stood at 0.3 million (up 12% YoY)






KIX / ITAMI / KOBE Traffic Report for November 2019

3 Airports Total Traffic report

[Aircraft Movements]	30,990	(+3%)
International	12,932	(+4%)
Domestic	18,058	(+2%)
[Passengers]	4,303,268	(+2%)
International	1,976,660	(+0%)
Domestic	2,326,608	(+3%)
[Cargo(t)]	80,457	(-10%)
International	69,162	(-11%)
Domestic	11,295	(-1%)

Traffic report per Airports

	 KIX		 ITAMI		 KOBE	
[Aircraft Movements]	16,840	(+3%)	11,320	(-1%)	2,830	(+15%)
International	12,932	(+4%)	-	-	-	-
Domestic	3,908	(+1%)	11,320	(-1%)	2,830	(+15%)
[Passengers]	2,541,684	(+1%)	1,462,116	(+2%)	299,468	(+12%)
International	1,976,660	(+0%)	-	-	-	-
(Japanese)	(645,620)	(+0%)	-	-	-	-
(Non-Japanese)	(1,318,440)	(+1%)	-	-	-	-
Domestic	565,024	(+3%)	1,462,116	(+2%)	299,468	(+12%)
[Cargo(t)]	70,511	(-11%)	9,946	(-4%)	-	-
International	69,162	(-11%)	-	-	-	-
Domestic	1,349	(+27%)	9,946	(-4%)	-	-

*The figures in the bracket () are the percentage of change on a year-on-year basis.

Contact Information for Inquiries

Corporate Communications
Planning & Administration
TEL: +81-72-455-2201

KIX Traffic Report

25-Dec-19

Kansai Airports

	2018				2019																
	FY2018								FY2019									Preliminary figures			
	Final figures																				
	Nov	Dec	2018 Total	Daily ave.	Jan	Feb	Mar	FY2018 Total	Daily ave.	Apr	May	Jun	Jul	Aug	Sep	Oct	Nov	2019 Total	Daily ave.	FY2019 Total	Daily ave.
Aircraft movements	16,338 (106)	17,280 (106)	187,114 (101)	512.6	16,928 (105)	15,511 (106)	17,503 (101)	189,658 (111)	519.6	17,394 (109)	17,722 (109)	17,271 (112)	18,175 (109)	18,274 (112)	16,738 (109)	16,681 (191)	16,840 (102)	189,037 (103)	566.0	139,095 (111)	570.1
International flights	12,466 (109)	13,089 (108)	140,232 (104)	384.2	12,836 (107)	11,892 (109)	13,397 (103)	143,092 (103)	392.0	13,297 (113)	13,528 (110)	13,223 (110)	13,787 (113)	13,817 (111)	12,699 (207)	12,739 (102)	12,932 (104)	144,147 (113)	431.6	106,022 (115)	434.5
Passenger	11,056 (111)	11,683 (110)	124,715 (104)	341.7	11,605 (108)	10,813 (111)	12,038 (111)	127,907 (105)	350.4	11,957 (115)	12,278 (112)	11,902 (112)	12,457 (114)	12,485 (112)	11,435 (210)	11,354 (101)	11,538 (104)	129,862 (115)	388.8	95,406 (117)	391.0
Cargo	1,239 (98)	1,248 (97)	13,899 (100)	38.1	1,127 (94)	971 (89)	1,243 (94)	13,630 (96)	37.3	1,161 (94)	1,130 (91)	1,105 (91)	1,227 (103)	1,177 (101)	1,151 (187)	1,183 (104)	1,246 (101)	12,721 (101)	38.1	9,380 (104)	38.4
Others	171 (68)	158 (72)	1,618 (77)	4.4	104 (94)	108 (72)	116 (84)	1,555 (75)	4.3	179 (109)	120 (83)	216 (169)	103 (97)	155 (128)	113 (164)	202 (122)	148 (107)	1,564 (107)	4.7	1,236 (116)	5.1
Domestic flights	3,872 (98)	4,191 (101)	46,882 (94)	128.4	4,092 (100)	3,619 (97)	4,106 (96)	46,566 (93)	127.6	4,097 (104)	4,194 (104)	4,048 (104)	4,388 (109)	4,457 (105)	4,039 (154)	3,942 (101)	3,908 (101)	44,890 (105)	134.4	33,073 (108)	135.5
Passenger	3,693 (99)	3,949 (102)	44,537 (94)	122.0	3,897 (99)	3,448 (97)	3,958 (97)	44,275 (94)	121.3	3,881 (104)	3,960 (102)	3,769 (103)	4,160 (109)	4,174 (103)	3,832 (154)	3,701 (100)	3,688 (100)	42,468 (105)	127.1	31,165 (107)	127.7
Cargo	44 (47)	40 (46)	574 (58)	1.6	35 (60)	31 (65)	44 (68)	513 (57)	1.4	40 (69)	37 (71)	37 (57)	71 (120)	46 (110)	33 (413)	33 (94)	40 (91)	447 (84)	1.3	337 (93)	1.4
Others	135 (105)	202 (124)	1,771 (109)	4.9	160 (140)	140 (93)	104 (78)	1,778 (109)	4.9	176 (136)	197 (189)	242 (142)	157 (90)	237 (136)	174 (138)	208 (131)	180 (133)	1,975 (133)	5.9	1,571 (134)	6.4
No. of passengers	2,518,189 (106)	2,571,717 (107)	28,953,014 (103)	79,323	2,558,610 (107)	2,505,974 (105)	2,886,831 (106)	29,409,138 (102)	80,573	2,735,050 (108)	2,757,902 (110)	2,707,829 (112)	2,796,126 (113)	2,880,198 (104)	2,470,117 (203)	2,518,995 (103)	2,541,684 (101)	29,359,316 (111)	87,902	21,407,901 (113)	87,737
International flights	1,969,535 (107)	2,010,611 (107)	22,439,283 (106)	61,477	2,008,298 (108)	1,982,269 (107)	2,248,104 (109)	22,896,449 (105)	62,730	2,165,053 (109)	2,158,722 (111)	2,155,724 (114)	2,183,206 (113)	2,223,752 (105)	1,875,651 (211)	1,953,994 (102)	1,976,660 (100)	22,931,433 (112)	68,657	16,692,762 (114)	68,413
Japanese PAX	644,095 (114)	632,380 (115)	6,968,561 (105)	19,092	616,901 (108)	579,223 (114)	835,949 (112)	7,175,561 (107)	19,659	584,514 (122)	658,841 (119)	596,058 (112)	624,843 (108)	822,219 (103)	697,552 (222)	630,900 (103)	645,620 (100)	7,292,620 (115)	21,834	5,260,547 (117)	21,560
Foreign PAX	1,311,636 (105)	1,354,699 (104)	15,284,148 (107)	41,874	1,363,573 (107)	1,382,056 (104)	1,403,789 (103)	15,518,924 (103)	42,518	1,569,243 (105)	1,484,593 (107)	1,535,854 (116)	1,533,251 (116)	1,383,227 (106)	1,163,255 (205)	1,308,000 (101)	1,318,440 (101)	15,445,281 (111)	46,243	11,295,863 (113)	46,295
Transit PAX	13,804 (91)	23,532 (116)	186,574 (93)	511	27,824 (145)	20,990 (158)	8,366 (90)	201,964 (104)	553	11,296 (166)	15,288 (95)	23,812 (104)	25,112 (110)	18,306 (110)	14,844 (204)	15,094 (101)	12,600 (91)	193,532 (119)	579	136,352 (112)	559
Domestic flights	548,654 (99)	561,106 (104)	6,513,731 (95)	17,846	550,312 (103)	523,705 (99)	638,727 (98)	6,512,689 (94)	17,843	569,997 (104)	599,180 (106)	552,105 (104)	612,920 (112)	656,446 (103)	594,466 (180)	565,001 (106)	565,024 (103)	6,427,883 (108)	19,245	4,715,139 (111)	19,324
Cargo volume handled (t)	79,019 (100)	77,079 (99)	828,662 (99)	2,270	64,589 (98)	52,407 (85)	70,175 (91)	811,218 (95)	2,223	65,759 (89)	62,238 (87)	58,869 (81)	65,225 (90)	62,300 (82)	65,185 (219)	67,149 (93)	70,511 (89)	704,407 (94)	2,109	517,236 (95)	2,120
International cargo	77,957 (101)	75,744 (100)	813,775 (100)	2,230	63,579 (99)	51,370 (85)	68,900 (91)	797,436 (96)	2,185	64,502 (90)	60,848 (87)	57,724 (81)	63,865 (89)	61,197 (82)	63,995 (217)	65,803 (92)	69,162 (89)	690,945 (94)	2,069	507,096 (94)	2,078
Loaded	38,110 (107)	36,803 (101)	401,806 (105)	1,101	30,571 (98)	26,743 (87)	32,259 (87)	392,021 (99)	1,074	30,350 (87)	27,196 (78)	26,801 (75)	27,648 (81)	27,139 (75)	28,767 (189)	29,552 (82)	30,404 (80)	317,430 (87)	950	227,857 (86)	934
Unloaded	39,847 (96)	38,941 (99)	411,969 (96)	1,129	33,008 (100)	24,627 (83)	36,641 (96)	405,415 (93)	1,111	34,152 (92)	33,652 (97)	30,923 (88)	36,217 (97)	34,058 (89)	35,228 (247)	36,251 (103)	38,758 (97)	373,515 (100)	1,118	279,239 (103)	1,144
Domestic cargo	1,062 (64)	1,335 (69)	14,887 (75)	41	1,010 (73)	1,037 (72)	1,275 (79)	13,782 (69)	38	1,257 (84)	1,390 (83)	1,145 (85)	1,360 (99)	1,103 (94)	1,190 (524)	1,346 (173)	1,349 (127)	13,462 (99)	40	10,140 (111)	42
Delivery	499 (65)	686 (70)	7,125 (76)	20	475 (69)	510 (73)	598 (74)	6,499 (69)	18	667 (90)	662 (99)	631 (98)	752 (119)	676 (115)	678 (575)	722 (213)	777 (156)	7,148 (111)	21	5,565 (132)	23
Arrival	563 (63)	649 (67)	7,762 (75)	21	535 (78)	527 (71)	677 (86)	7,283 (70)	20	590 (78)	728 (73)	514 (73)	608 (83)	427 (72)	512 (470)	624 (142)	572 (102)	6,314 (89)	19	4,575 (93)	19

- Figures in brackets indicate YoY comparison (previous year's results defined as 100).
- "Others" in "Aircraft movements" includes ferry flights, fueling/private/special aircraft and rotorcraft.
- Pax for international flights are based on data published by the Kansai Airport District Immigration Office of Osaka Regional Immigration Bureau.
- Pax for domestic flights include infants.
- International cargo volume indicates loaded/unloaded volume at KIX on international flights according to data published by Osaka Customs.
- All figures in the table except those specified in 3 and 5 above are based on research by Kansai Airports.

ITAMI Traffic Report

	2018				2019																
	FY2018				FY2019																
	Final figures																Preliminary				
	Nov	Dec	2018 Total	Daily ave.	Jan	Feb	Mar	FY2018 Total	Daily ave.	Apr	May	Jun	Jul	Aug	Sep	Oct	Nov	2019 Total	Daily ave.	FY2019 Total	Daily ave.
Domestic aircraft movements	11,400 (101)	11,909 (101)	138,262 (100)	378.8	11,823 (101)	10,562 (101)	11,741 (101)	138,490 (100)	380.5	11,284 (100)	11,703 (100)	11,342 (100)	11,998 (102)	12,328 (99)	11,232 (104)	11,234 (96)	11,320 (99)	126,567 (100)	378.9	92,441 (100)	378.9
Passenger flights	11,081 (100)	11,590 (100)	134,290 (100)	367.9	11,552 (101)	10,273 (101)	11,407 (101)	134,550 (100)	369.6	11,002 (100)	11,375 (99)	10,973 (100)	11,645 (103)	12,079 (100)	10,900 (104)	11,014 (97)	11,014 (99)	123,234 (100)	369.0	90,002 (100)	368.9
Others	319 (121)	319 (116)	3,972 (104)	10.9	271 (101)	289 (96)	334 (93)	3,940 (104)	10.8	282 (106)	328 (118)	369 (107)	353 (82)	249 (70)	332 (92)	220 (59)	306 (96)	3,333 (91)	10.0	2,439 (89)	10.0
No. of passengers on domestic flights	1,439,400 (104) (103)	1,351,622 (104) (104)	16,184,901 (104) (103)	44,342	1,242,172 (104) (103)	1,200,410 (103) (103)	1,440,245 (102) (102)	16,299,264 (104) (103)	44,778	1,306,300 (100)	1,397,020 (102)	1,309,919 (102)	1,387,507 (106)	1,608,338 (102)	1,383,453 (102)	1,377,378 (96)	1,462,116 (102)	15,114,858 (102) (102)	45,254	11,232,031 (102)	46,033
Cargo volume handled (t)	10,321 (89)	11,649 (88)	127,957 (96)	351	8,724 (91)	8,662 (91)	10,467 (90)	125,092 (94)	344	9,860 (95)	9,276 (94)	9,265 (92)	10,845 (96)	10,423 (93)	10,537 (97)	10,306 (90)	9,946 (96)	108,311 (93)	324	80,458 (94)	330
Domestic departure	5,152 (93)	6,006 (89)	60,221 (98)	165	4,363 (92)	4,430 (92)	5,148 (96)	58,775 (96)	161	4,607 (94)	4,014 (92)	4,214 (94)	4,764 (96)	4,685 (97)	4,769 (99)	4,830 (91)	5,038 (98)	50,862 (94)	152	36,921 (95)	151
Domestic Arrival	5,169 (86)	5,643 (87)	67,736 (94)	186	4,361 (90)	4,232 (90)	5,319 (92)	66,317 (93)	182	5,253 (96)	5,262 (95)	5,051 (91)	6,081 (95)	5,738 (90)	5,768 (95)	5,476 (89)	4,908 (95)	57,449 (93)	172	43,537 (93)	178

- Figures in brackets indicate YoY comparison (previous year's results defined as 100)
- "Others" in "aircraft movements" includes ferry flights, fueling/private/special aircraft and rotorcraft.
- Pax for domestic flights include infants from April 2018 (The row indicated by an asterisk (*) shows YoY comparison for reference)
- International flights operated: 1 in Apr. 2019 · 16 in Jun. 2019
- *2019 Total...17 · FY2019 Total...17
- All figures are based on research by Kansai Airports.

KOBE Traffic Report

	2018				2019																
	FY2018				FY2019																
	Final figures																				
	Nov	Dec	2018 Total	Daily ave.	Jan	Feb	Mar	FY2018 Total	Daily ave.	Apr	May	Jun	Jul	Aug	Sep	Oct	Nov	2019 Total	Daily ave.	FY2019 Total	Daily ave.
Domestic aircraft movements	2,453 (99)	2,728 (104)	29,164 (106)	79.9	2,412 (108)	2,198 (107)	2,493 (106)	29,613 (107)	81.1	2,473 (109)	2,633 (106)	2,414 (100)	2,575 (102)	2,721 (101)	2,785 (122)	2,791 (105)	2,830 (115)	28,325 (107)	84.8	21,222 (107)	87.0
Passenger flights	1,739 (99)	1,803 (99)	21,381 (100)	58.6	1,800 (99)	1,623 (99)	1,793 (99)	21,332 (100)	58.4	1,800 (100)	1,860 (100)	1,799 (100)	1,864 (104)	2,009 (110)	1,953 (116)	1,982 (109)	2,103 (121)	20,586 (105)	61.6	15,370 (107)	63.0
Others	714 (98)	925 (114)	7,783 (125)	21.3	612 (145)	575 (135)	700 (130)	8,281 (131)	22.7	673 (141)	773 (124)	615 (101)	711 (97)	712 (82)	832 (137)	809 (97)	727 (102)	7,739 (113)	23.2	5,852 (107)	24.0
No. of passengers on domestic flights	267,559 (100)	253,513 (101)	3,182,187 (102)	8,718	246,197 (102)	245,950 (100)	288,873 (101)	3,190,606 (102)	8,741	253,658 (100)	275,687 (104)	262,527 (101)	281,004 (106)	330,172 (109)	301,690 (113)	293,787 (107)	299,468 (112)	3,079,013 (105)	9,219	2,297,993 (107)	9,418

- Figures in brackets indicate YoY comparison (previous year's results defined as 100)
- "Others" in "aircraft movements" includes ferry flights, fueling/private/special aircraft and rotorcraft.
- Pax for domestic flights include infants.
- International flights operated: 4 in July 2018, 6 in August 2018, 3 in Sept. 2018, 1 in Oct. 2018, 5 in Nov 2018, 2 in Dec 2018, 3 in Mar 2019, 1 in Apr 2019, 4 in Jun 2019, 2 in Jul 2019, 3 in Aug 2019, 1 in Oct 2019, 3 in Nov 2019
- *2019 Total...17 · FY2019 Total...14
- All figures are based on research by Kansai Airports Kobe.



Kansai Airports was established by a consortium made up of VINCI Airports and ORIX Corporation as its core members. Kansai Airports took over the operations of Kansai International Airport (“KIX”) and Osaka International Airport (“ITAMI”) from New Kansai International Airport Company (“NKIAC”) and has been operating the two airports since April 1, 2016.

Kansai Airports Kobe, Kansai Airports’ wholly-owned subsidiary, took over the operations of Kobe Airport (“KOBE”) from Kobe City and started its business as an operating company on April 1, 2018.

Under the concept of “One Kansai Airports Group”, Kansai Airports group strives to continuously improve its services for all airport guests through appropriate investments and efficient operations, with safety and security being the top priority. Kansai Airports group aims to maximize the potential of the three airports, for the benefit of the communities they serve.

For more information, please visit : <http://www.kansai-airports.co.jp/en/>

Kansai Airports

Location	1-banchi, Senshu-kuko kita, Izumisano-shi, Osaka	Shareholders	ORIX 40%, VINCI Airports 40%, Other investors 20% ¹
Company Representatives	Representative Director and CEO: Yoshiyuki Yamaya Representative Director and Co-CEO: Benoit Rulleau		
Business Scope	Operation and management services, etc. of Kansai International Airport and Osaka International Airport		

Kansai Airports Kobe

Location	1-ban, Kobe-kuko, Chuo-ku, Kobe-shi, Hyogo	Shareholder	Kansai Airports 100%
Company Representatives	Representative Director and CEO: Yoshiyuki Yamaya Representative Director and Co-CEO: Benoit Rulleau		
Business Scope	Operation and management services, etc. of Kobe Airport		



ORIX Corporation (TSE: 8591; NYSE: IX) is an opportunistic, diversified, innovation-driven global powerhouse with a proven track record of profitability. Established in 1964, ORIX at present operates a diverse portfolio of businesses in the operations, financial services, and investment spaces. ORIX’s highly complementary business activities span industries including: energy, private equity, infrastructure, automotive, ship and aircraft, real estate and retail financial services. ORIX has also spread its business globally by establishing locations in a total of 37 countries and regions across the world. Through its business activities, ORIX has long been committed to corporate citizenship and environmental sustainability. For more details, please visit our website:

<http://www.orix.co.jp/grp/en/>



VINCI Airports, as the leading private airport operator in the world, manages the development and operation of 46 airports located in France, Portugal, the United Kingdom, Sweden, Serbia, Cambodia, Japan, the United States, Dominican Republic, Costa Rica, Chile and Brazil. Served by around 250 airlines, VINCI Airports’ network handled 240 million passengers in 2018.

Through its expertise as a comprehensive integrator, VINCI Airports develops, finances, builds and operates airports, leveraging its investment capability, international network and know-how to optimize the management and performance of existing airport infrastructure, facility extensions and new-build construction projects. In 2018, its annual revenue for managed activities amounted to €3.6 billion, for consolidated revenue of €1.6 billion.

More comprehensive information is available on www.vinci-airports.com

¹ ASICS Corporation; Iwatani Corporation; Osaka Gas Co., Ltd.; Obayashi Corporation; OMRON Corporation; The Kansai Electric Power Company, Incorporated; Kintetsu Group Holding Co., Ltd.; Keihan Holdings Co., Ltd.; Suntory Holdings Limited; JTB Corp.; Sekisui House, Ltd.; Daikin Industries, Ltd.; Daiwa House Industry Co., Ltd.; Takenaka Corporation; Nankai Electric Railway Co., Ltd.; NIPPON TELEGRAPH AND TELEPHONE WEST CORPORATION; Panasonic Corporation; Hankyu Hanshin Holdings, Inc.; Rengo Co., Ltd.; The Senshu Ikeda Bank, Ltd.; Kiyo Holdings, Inc.; The Bank of Kyoto, Ltd.; THE SHIGA BANK, LTD.; The Nanto Bank, Ltd.; Nippon Life Insurance Company; Mizuho Bank, Ltd.; Sumitomo Mitsui Trust Bank, Limited; MUFG Bank, Ltd.; Resona Bank, Limited; and the Private Finance Initiative Promotion Corporation of Japan.