






KIX / ITAMI / KOBE Preliminary Traffic Report for June 2019

3 Airports Total Traffic report

[Aircraft Movements]	31,027	(+5%)
International	13,223	(+10%)
Domestic	17,804	(+1%)
[Passengers]	4,278,271	(+8%)
International	2,153,814	(+14%)
Domestic	2,124,457	(+2%)
[Cargo(t)]	68,134	(-17%)
International	57,724	(-19%)
Domestic	10,410	(-9%)

Traffic report per Airports

	 KIX		 ITAMI		 KOBE	
[Aircraft Movements]	17,271	(+9%)	11,342	(+0%)	2,414	(+0%)
International	13,223	(+10%)	-	-	-	-
Domestic	4,048	(+4%)	11,342	(+0%)	2,414	(+0%)
[Passengers]	2,705,919	(+12%)	1,309,825	(+2%)	262,527	(+1%)
International	2,153,814	(+14%)	-	-	-	-
(Japanese)	(596,060)	(+12%)	-	-	-	-
(Non-Japanese)	(1,534,020)	(+16%)	-	-	-	-
Domestic	552,105	(+4%)	1,309,825	(+2%)	262,527	(+1%)
[Cargo(t)]	58,869	(-19%)	9,265	(-8%)	-	-
International	57,724	(-19%)	-	-	-	-
Domestic	1,145	(-15%)	9,265	(-8%)	-	-

*The figures in the bracket () are the percentage of change on a year-on-year basis.

Contact Information for Inquiries

Corporate Communications

Planning & Administration

TEL: +81-72-455-2201

KIX Traffic Report

25-Jul-19

Kansai Airports

	2018										2019										
	FY2018										FY2019										
	Final figures										Preliminary figures										
	Jun	Jul	Aug	Sep	Oct	Nov	Dec	2018 Total	Daily ave.	Jan	Feb	Mar	FY2018 Total	Daily ave.	Apr	May	Jun	2019 Total	Daily ave.	FY2019 Total	Daily ave.
Aircraft movements	15,907 (105)	16,283 (101)	16,699 (102)	8,766 (57)	16,420 (103)	16,338 (106)	17,280 (106)	187,114 (101)	512.6	16,928 (105)	15,511 (106)	17,503 (106)	189,658 (101)	519.6	17,394 (111)	17,722 (109)	17,271 (107)	102,329 (107)	565.4	52,387 (109)	575.7
International flights	12,000 (108)	12,248 (105)	12,446 (106)	6,137 (54)	12,510 (107)	12,466 (109)	13,089 (108)	140,232 (104)	384.2	12,836 (107)	11,892 (109)	13,397 (109)	143,092 (103)	392.0	13,297 (113)	13,528 (110)	13,223 (110)	78,173 (110)	431.9	40,048 (111)	440.1
Passenger	10,663 (109)	10,952 (106)	11,156 (107)	5,453 (55)	11,203 (109)	11,056 (111)	11,683 (110)	124,715 (104)	341.7	11,605 (108)	10,813 (111)	12,038 (111)	127,907 (105)	350.4	11,957 (115)	12,278 (112)	11,902 (112)	70,593 (112)	390.0	36,137 (113)	397.1
Cargo	1,209 (104)	1,190 (103)	1,169 (100)	615 (51)	1,142 (97)	1,239 (98)	1,248 (97)	13,899 (100)	38.1	1,127 (94)	971 (89)	1,243 (94)	13,630 (96)	37.3	1,161 (94)	1,130 (91)	1,105 (91)	6,737 (92)	37.2	3,396 (92)	37.3
Others	128 (76)	106 (67)	121 (81)	69 (47)	165 (72)	171 (68)	158 (72)	1,618 (77)	4.4	104 (94)	108 (84)	116 (84)	1,555 (75)	4.3	179 (109)	120 (83)	216 (169)	843 (102)	4.7	515 (118)	5.7
Domestic flights	3,907 (96)	4,035 (91)	4,253 (91)	2,629 (63)	3,910 (94)	3,872 (98)	4,191 (101)	46,882 (94)	128.4	4,092 (100)	3,619 (97)	4,106 (96)	46,566 (93)	127.6	4,097 (104)	4,194 (104)	4,048 (104)	24,156 (101)	133.5	12,339 (104)	135.6
Passenger	3,671 (96)	3,802 (90)	4,037 (91)	2,495 (63)	3,716 (95)	3,693 (99)	3,949 (102)	44,537 (94)	122.0	3,897 (99)	3,448 (97)	3,958 (97)	44,275 (94)	121.3	3,881 (104)	3,960 (102)	3,769 (103)	22,913 (100)	126.6	11,610 (103)	127.6
Cargo	65 (83)	59 (81)	42 (58)	8 (8)	35 (43)	44 (47)	40 (46)	574 (58)	1.6	35 (60)	31 (65)	44 (68)	513 (57)	1.4	40 (69)	37 (71)	37 (57)	224 (65)	1.2	114 (65)	1.3
Others	171 (111)	174 (128)	174 (109)	126 (106)	159 (95)	135 (105)	202 (124)	1,771 (109)	4.9	160 (140)	140 (93)	104 (78)	1,778 (109)	4.9	176 (136)	197 (189)	242 (142)	1,019 (127)	5.6	615 (152)	6.8
No. of passengers	2,413,220 (110)	2,473,186 (100)	2,758,568 (103)	1,217,967 (52)	2,453,303 (103)	2,518,189 (106)	2,571,717 (107)	28,953,014 (103)	79,323	2,558,610 (107)	2,505,974 (105)	2,886,831 (106)	29,409,138 (102)	80,573	2,735,050 (108)	2,755,166 (110)	2,705,919 (112)	16,147,550 (108)	89,213	8,196,135 (110)	90,067
International flights	1,882,781 (114)	1,925,142 (103)	2,123,506 (107)	888,470 (51)	1,919,814 (105)	1,969,535 (107)	2,010,611 (107)	22,439,283 (106)	61,477	2,008,298 (108)	1,982,269 (107)	2,248,104 (109)	22,896,449 (105)	62,730	2,165,053 (109)	2,155,986 (110)	2,153,814 (114)	12,713,524 (110)	70,240	6,474,853 (111)	71,152
Japanese PAX	533,389 (111)	577,392 (109)	797,974 (114)	313,720 (51)	613,313 (118)	644,095 (114)	632,380 (115)	6,968,561 (105)	19,092	616,901 (108)	579,223 (114)	835,949 (112)	7,175,561 (107)	19,659	584,514 (122)	658,840 (119)	596,060 (112)	3,871,487 (114)	21,389	1,839,414 (118)	20,213
Foreign PAX	1,326,486 (114)	1,324,868 (103)	1,308,948 (109)	567,480 (51)	1,291,605 (101)	1,311,636 (105)	1,354,699 (104)	15,284,148 (107)	41,874	1,363,573 (107)	1,382,056 (104)	1,403,789 (107)	15,518,924 (103)	42,518	1,569,243 (105)	1,481,920 (107)	1,534,020 (116)	8,734,601 (108)	48,257	4,585,183 (109)	50,387
Transit PAX	22,906 (119)	22,882 (103)	16,584 (109)	7,270 (46)	14,896 (82)	13,804 (91)	23,532 (116)	186,574 (93)	511	27,824 (145)	20,990 (158)	8,366 (90)	201,964 (104)	553	11,296 (166)	15,226 (95)	23,734 (104)	107,436 (123)	594	50,256 (110)	552
Domestic flights	530,439 (98)	548,044 (91)	635,062 (91)	329,497 (55)	533,489 (94)	548,654 (99)	561,106 (104)	6,513,731 (95)	17,846	550,312 (103)	523,705 (99)	638,727 (98)	6,512,689 (94)	17,843	569,997 (104)	599,180 (106)	552,105 (104)	3,434,026 (102)	18,973	1,721,282 (105)	18,915
Cargo volume handled (t)	72,353 (106)	72,872 (105)	75,836 (110)	29,701 (39)	72,087 (96)	79,019 (100)	77,079 (99)	828,662 (99)	2,270	64,589 (98)	52,407 (85)	70,175 (91)	811,218 (95)	2,223	65,759 (89)	62,238 (87)	58,869 (81)	374,037 (89)	2,067	186,866 (86)	2,053
International cargo	71,007 (107)	71,503 (111)	74,659 (111)	29,474 (40)	71,308 (97)	77,957 (101)	75,744 (100)	813,775 (100)	2,230	63,579 (99)	51,370 (85)	68,900 (91)	797,436 (96)	2,185	64,502 (90)	60,848 (87)	57,724 (81)	366,923 (89)	2,027	183,074 (86)	2,012
Loaded	35,942 (114)	34,173 (109)	36,370 (115)	15,205 (43)	35,993 (103)	38,110 (107)	36,803 (101)	401,806 (105)	1,101	30,571 (98)	26,743 (87)	32,259 (87)	392,021 (99)	1,074	30,350 (87)	27,196 (78)	26,801 (75)	173,920 (85)	961	84,347 (80)	927
Unloaded	35,065 (100)	37,330 (102)	38,289 (108)	14,269 (37)	35,315 (91)	39,847 (96)	38,941 (99)	411,969 (96)	1,129	33,008 (100)	24,627 (83)	36,641 (96)	405,415 (93)	1,111	34,152 (92)	33,652 (97)	30,923 (88)	193,003 (93)	1,066	98,727 (92)	1,085
Domestic cargo	1,346 (77)	1,369 (76)	1,177 (69)	227 (14)	779 (48)	1,062 (64)	1,335 (69)	14,887 (75)	41	1,010 (73)	1,037 (72)	1,275 (79)	13,782 (69)	38	1,257 (84)	1,390 (83)	1,145 (85)	7,114 (80)	39	3,792 (84)	42
Delivery	641 (80)	634 (79)	588 (80)	118 (14)	339 (40)	499 (65)	686 (70)	7,125 (76)	20	475 (69)	510 (73)	598 (74)	6,499 (69)	18	667 (90)	662 (99)	631 (83)	3,543 (83)	20	1,960 (96)	22
Arrival	705 (75)	735 (74)	589 (61)	109 (14)	440 (56)	563 (63)	649 (67)	7,762 (75)	21	535 (78)	527 (71)	677 (86)	7,283 (70)	20	590 (78)	728 (73)	514 (73)	3,571 (76)	20	1,832 (75)	20

- Figures in brackets indicate YoY comparison (previous year's results defined as 100).
- "Others" in "Aircraft movements" includes ferry flights, fueling/private/special aircraft and rotorcraft.
- Pax for international flights are based on data published by the Kansai Airport District Immigration Office of Osaka Regional Immigration Bureau.
- Pax for domestic flights include infants.
- International cargo volume indicates loaded/unloaded volume at KIX on international flights according to data published by Osaka Customs.
- All figures in the table except those specified in 3 and 5 above are based on research by Kansai Airports.

ITAMI Traffic Report

	2018								2019												
	FY2018								FY2019												
	Final figures																Preliminary				
	Jun	Jul	Aug	Sep	Oct	Nov	Dec	2018 Total	Daily ave.	Jan	Feb	Mar	FY2018 Total	Daily ave.	Apr	May	Jun	2019 Total	Daily ave.	FY2019 Total	Daily ave.
Domestic aircraft movements	11,290 (100)	11,711 (98)	12,444 (101)	10,852 (98)	11,716 (103)	11,400 (101)	11,909 (101)	138,262 (100)	378.8	11,823 (101)	10,562 (101)	11,741 (101)	138,490 (100)	380.5	11,284 (100)	11,703 (100)	11,342 (100)	68,455 (100)	378.2	34,329 (100)	377.2
Passenger flights	10,945 (99)	11,283 (97)	12,087 (100)	10,493 (97)	11,341 (102)	11,081 (100)	11,590 (100)	134,290 (100)	367.9	11,552 (101)	10,273 (101)	11,407 (101)	134,550 (100)	369.6	11,002 (100)	11,375 (99)	10,973 (100)	66,582 (100)	367.9	33,350 (100)	366.5
Others	345 (105)	428 (123)	357 (105)	359 (112)	375 (136)	319 (121)	319 (116)	3,972 (104)	10.9	271 (101)	289 (96)	334 (93)	3,940 (104)	10.8	282 (106)	328 (118)	369 (107)	1,873 (103)	10.3	979 (110)	10.8
No. of passengers on domestic flights	1,284,284 (105)	1,308,649 (100)	1,569,126 (105)	1,352,096 (103)	1,434,981 (105)	1,439,400 (104)	1,351,622 (104)	16,184,901 (104)	44,342	1,242,172 (104)	1,200,410 (103)	1,440,245 (102)	16,299,264 (104)	44,778	1,306,300 (100)	1,397,020 (102)	1,309,825 (102)	7,895,972 (102)	43,624	4,013,145 (101)	44,100
* Cargo volume handled (t)	10,058 (99)	11,344 (98)	11,224 (95)	10,888 (95)	11,479 (97)	10,321 (89)	11,649 (88)	127,957 (96)	351	8,724 (91)	8,662 (91)	10,467 (90)	125,092 (94)	344	9,860 (95)	9,276 (94)	9,265 (92)	56,254 (92)	311	28,401 (94)	312
Domestic departure	4,497 (96)	4,969 (100)	4,851 (98)	4,817 (101)	5,299 (104)	5,152 (93)	6,006 (89)	60,221 (98)	165	4,363 (92)	4,430 (92)	5,148 (88)	58,775 (96)	161	4,607 (94)	4,014 (92)	4,214 (94)	26,776 (92)	148	12,835 (93)	141
Domestic Arrival	5,561 (101)	6,375 (97)	6,373 (93)	6,071 (91)	6,180 (92)	5,169 (86)	5,643 (87)	67,736 (94)	186	4,361 (90)	4,232 (90)	5,319 (92)	66,317 (93)	182	5,253 (96)	5,262 (95)	5,051 (91)	29,478 (92)	163	15,566 (94)	171

- Figures in brackets indicate YoY comparison (previous year's results defined as 100)
- "Others" in "aircraft movements" includes ferry flights, fueling/private/special aircraft and rotorcraft.
- Pax for domestic flights include infants from April 2018 (The row indicated by an asterisk (*) shows YoY comparison for reference)
- International flights operated: 1 in Apr. 2019 · 16 in Jun. 2019
- 2019 Total...17·FY2019 Total...17
- All figures are based on research by Kansai Airports.

KOBE Traffic Report

	2018								2019												
	FY2018								FY2019												
	Final figures																				
	Jun	Jul	Aug	Sep	Oct	Nov	Dec	2018 Total	Daily ave.	Jan	Feb	Mar	FY2018 Total	Daily ave.	Apr	May	Jun	2019 Total	Daily ave.	FY2019 Total	Daily ave.
Domestic aircraft movements	2,403 (110)	2,527 (109)	2,691 (113)	2,290 (101)	2,658 (118)	2,453 (99)	2,728 (104)	29,164 (106)	79.9	2,412 (108)	2,198 (107)	2,493 (106)	29,613 (107)	81.1	2,473 (109)	2,633 (106)	2,414 (100)	14,623 (106)	80.8	7,520 (105)	82.6
Passenger flights	1,794 (103)	1,791 (96)	1,822 (100)	1,682 (95)	1,826 (101)	1,739 (99)	1,803 (99)	21,381 (100)	58.6	1,800 (99)	1,623 (99)	1,793 (99)	21,332 (100)	58.4	1,800 (100)	1,860 (100)	1,799 (100)	10,675 (100)	59.0	5,459 (100)	60.0
Others	609 (137)	736 (159)	869 (156)	608 (119)	832 (182)	714 (98)	925 (114)	7,783 (125)	21.3	612 (145)	575 (135)	700 (130)	8,281 (131)	22.7	673 (141)	773 (124)	615 (101)	3,948 (127)	21.8	2,061 (121)	22.6
No. of passengers on domestic flights	259,994 (108)	265,711 (98)	301,903 (102)	266,620 (95)	274,955 (102)	267,559 (100)	253,513 (101)	3,182,187 (102)	8,718	246,197 (102)	245,950 (100)	288,873 (101)	3,190,606 (102)	8,741	253,658 (100)	275,687 (104)	262,527 (101)	1,572,892 (101)	8,690	791,872 (102)	8,702

- Figures in brackets indicate YoY comparison (previous year's results defined as 100)
- "Others" in "aircraft movements" includes ferry flights, fueling/private/special aircraft and rotorcraft.
- Pax for domestic flights include infants.
- International flights operated: 1 in June 2018, 4 in July 2018, 6 in August 2018, 3 in Sept. 2018, 1 in Oct. 2018, 5 in Nov 2018, 2 in Dec 2018, 3 in Mar 2019, 1 in Apr 2019, 4 in Jun 2019
- 2019 Total...8 ·FY2019 Total...5
- All figures are based on research by Kansai Airports Kobe.



Kansai Airports was established by a consortium made up of VINCI Airports and ORIX Corporation as its core members. Kansai Airports took over the operations of Kansai International Airport (“KIX”) and Osaka International Airport (“ITAMI”) from New Kansai International Airport Company (“NKIAC”) and has been operating the two airports since April 1, 2016.

Kansai Airports Kobe, Kansai Airports’ wholly-owned subsidiary, took over the operations of Kobe Airport (“KOBE”) from Kobe City and started its business as an operating company on April 1, 2018.

Under the concept of “One Kansai Airports Group”, Kansai Airports group strives to continuously improve its services for all airport guests through appropriate investments and efficient operations, with safety and security being the top priority. Kansai Airports group aims to maximize the potential of the three airports, for the benefit of the communities they serve.

For more information, please visit : <http://www.kansai-airports.co.jp/en/>

Kansai Airports

Location	1-banchi, Senshu-kuko kita, Izumisano-shi, Osaka	Shareholders	ORIX 40%, VINCI Airports 40%, Other investors 20% ¹
Company Representatives	Representative Director and CEO:Yoshiyuki Yamaya Representative Director and Co-CEO: Benoit Rulleau		
Business Scope	Operation and management services, etc. of Kansai International Airport and Osaka International Airport		

Kansai Airports Kobe

Location	1-ban, Kobe-kuko, Chuo-ku, Kobe-shi, Hyogo	Shareholder	Kansai Airports 100%
Company Representatives	Representative Director and CEO: Yoshiyuki Yamaya Representative Director and Co-CEO: Benoit Rulleau		
Business Scope	Operation and management services, etc. of Kobe Airport		



ORIX Corporation (TSE: 8591; NYSE: IX) is an opportunistic, diversified, innovation-driven global powerhouse with a proven track record of profitability. Established in 1964, ORIX at present operates a diverse portfolio of businesses in the operations, financial services, and investment spaces. ORIX’s highly complementary business activities span industries including: energy, private equity, infrastructure, automotive, ship and aircraft, real estate and retail financial services. ORIX has also spread its business globally by establishing locations in a total of 37 countries and regions across the world. Through its business activities, ORIX has long been committed to corporate citizenship and environmental sustainability. For more details, please visit our website:

<http://www.orix.co.jp/grp/en/>



VINCI Airports, as the leading private airport operator in the world, manages the development and operation of 46 airports located in France, Portugal, the United Kingdom, Sweden, Serbia, Cambodia, Japan, the United States, Dominican Republic, Costa Rica, Chile and Brazil. Served by around 250 airlines, VINCI Airports’ network handled 240 million passengers in 2018.

Through its expertise as a comprehensive integrator, VINCI Airports develops, finances, builds and operates airports, leveraging its investment capability, international network and know-how to optimize the management and performance of existing airport infrastructure, facility extensions and new-build construction projects. In 2018, its annual revenue for managed activities amounted to €3.6 billion, for consolidated revenue of €1.6 billion.

More comprehensive information is available on www.vinci-airports.com

¹ ASICS Corporation; Iwatani Corporation; Osaka Gas Co., Ltd.; Obayashi Corporation; OMRON Corporation; The Kansai Electric Power Company, Incorporated; Kintetsu Group Holding Co., Ltd.; Keihan Holdings Co., Ltd.; Suntory Holdings Limited; JTB Corp.; Sekisui House, Ltd.; Daikin Industries, Ltd.; Daiwa House Industry Co., Ltd.; Takenaka Corporation; Nankai Electric Railway Co., Ltd.; NIPPON TELEGRAPH AND TELEPHONE WEST CORPORATION; Panasonic Corporation; Hankyu Hanshin Holdings, Inc.; Rengo Co., Ltd.; The Senshu Ikeda Bank, Ltd.; Kiyoh Holdings, Inc.; The Bank of Kyoto, Ltd.; THE SHIGA BANK, LTD.; The Nanto Bank, Ltd.; Nippon Life Insurance Company; Mizuho Bank, Ltd.; Sumitomo Mitsui Trust Bank, Limited; MUFG Bank, Ltd.; Resona Bank, Limited; and the Private Finance Initiative Promotion Corporation of Japan.