



2017 Winter-Schedule International Flights to hit a record 1,360 flights a week

Mid- to long-haul Oceania and Southeast Asia networks expanded

International scheduled flights at KIX for 2017 winter will mark a record high of 1,362 flights a week (during December peak) due to increasing flight frequencies to Asian destinations such as South Korea and Southeast Asia as well as expanded route networks to Oceania and Hawaii. This represents an increase of 114 flights a week compared to 2016 winter and 58 flights a week compared to 2017 summer. International passenger flights will hit a record 1,220 flights a week, topping the 1,200 mark for the first time since the opening of the airport. International cargo flights will stand at 142 flights a week, which is the sixth highest result for winter schedule.

For mid- to long-haul international flights, Air New Zealand (NZ), which resumed its services at KIX last winter, will continuously offer three flights a week to Auckland. Qantas Airways (QF) will also operate three weekly flights to Sydney from December for the first time in 10 years. Singapore-based budget carrier Scoot (TR), meanwhile, will run four weekly flights to both Honolulu and Singapore starting from December. These are all non-stop flights from KIX, and it will be the carrier's first time to fly into Honolulu. For the Southeast Asian region, Jetstar Pacific Airlines (BL) will continue its four weekly flights to both Hanoi and Da-nang that were launched in September. In addition, Thai AirAsia X (XJ) will add one daily flight to Bangkok (Don Mueang) from December, doubling the total frequency to 14 flights weekly. These will bring the total number of weekly flights to Southeast Asian destinations to 159 (+20 flights from 2016 winter).

For short-haul routes, flights to South Korea are still growing with Air Seoul (RS) launching 14 weekly flights to Seoul (Inchon) in September and Jin Air (LJ) increasing flights to Seoul (Inchon) to four times a day from December. Meanwhile, airlines flying to China including Shenzhen Airlines (ZH) and China Southern Airlines (CZ) are also planning to increase their flight frequency. With these increases, weekly flights to South Korea and China will total 353 flights (+72 flights from 2016 winter) and 339 flights (+9 flights from 2016 winter) respectively.

For international cargo flights, Lufthansa Cargo (LH) will start operating two flights a week to Frankfurt from January 2018. The cargo carrier will be offering air-freight services for the first time in nearly four years since March 2014.

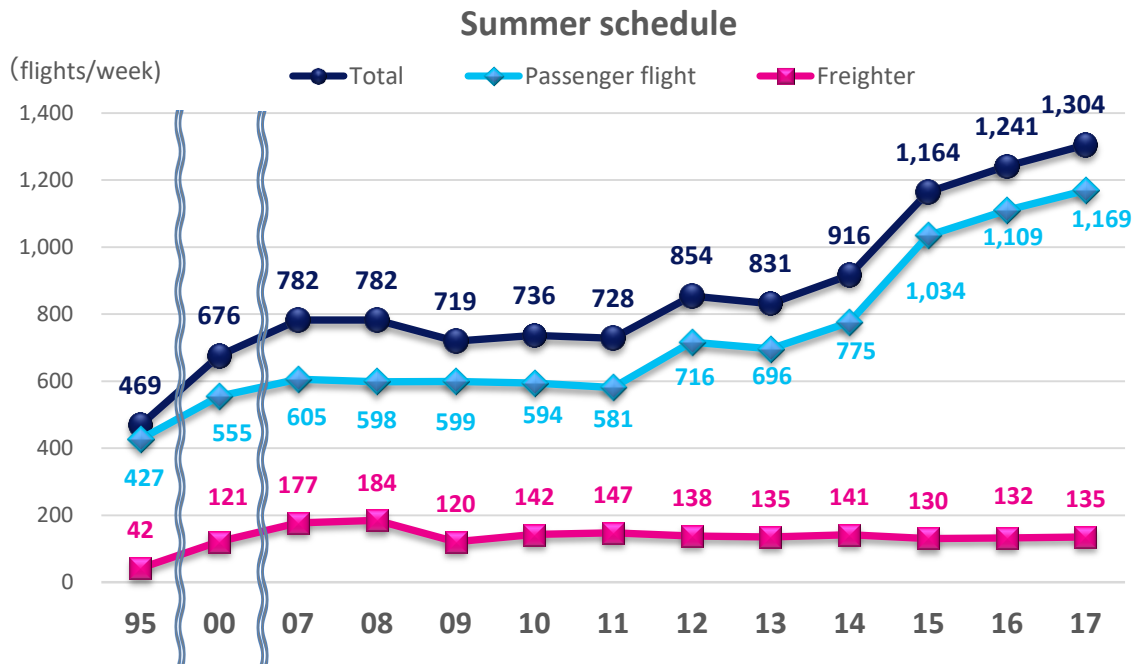
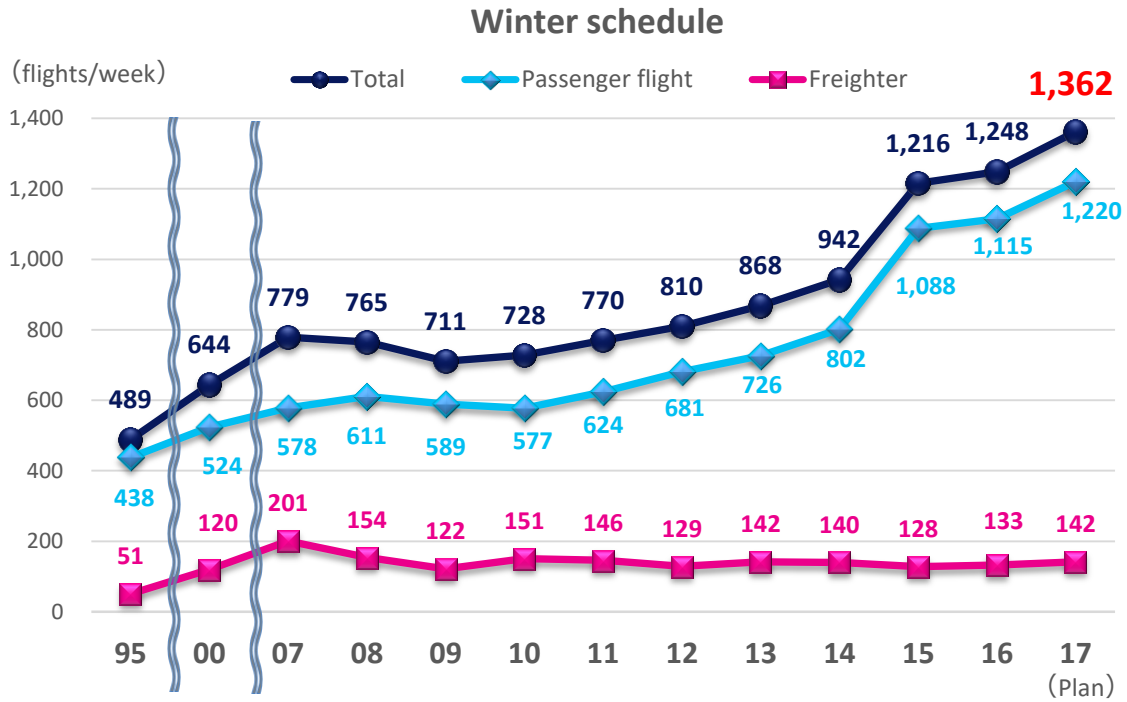
International LCC flights will stand at 481 flights a week (+89 flights from 2016 winter), accounting for roughly 40 percent of the total international passenger flights.

The number of daily domestic LCC flights, on the other hand, will mark 39 (+1 flight from December 2016), making up more than half of the total domestic flights.

[Contact Information for Inquiries]










Kansai Airports
Corporate Communication Dept.
Tel : +81-72-455-2212

International scheduled flights





2017 Winter Schedule - International flight increase plan

● Passenger Flight

	Airline	Route	Flight/week	Increased flight /week	Start from	Comment
F S C	 Qantas Airways	Sydney	0→3	3	December 14th	First non-stop flight to make a round trip between KIX and SYD since opening of the airport. Qantas Airways will fly to KIX for the first time in ten years. This is a year-round flight
	 Korean Air	Incheon	21→28	7	October 29th	Frequency on the KIX-ICN route will increase.
	 Shenzhen Airlines	Nantong	2→4	2	October 29th	Frequency on the KIX-NTG route will increase.
	 China Southern Airlines	Guiyang	1→4	3	October 29th	Frequency on the KIX-ICN route will increase.
	 China Southern Airlines	Shenyang	3→5	2	November 27th	Frequency on the KIX-SHE route will increase.
L C C	 Jetstar Pacific	Hanoi	0→4	4	September 1st	Da Nang will become the third Vietnamese destination served from KIX, further enhancing and improving access from the airport to Southeast Asia. This scheduled flight to KIX is Jetstar Pacific's first service in Japan.
	 Jetstar Pacific	Da Nang	0→4	4	September 2nd	
	 Air Seoul	Seoul (Incheon)	0→14	14	September 12th	Air Seoul is a brand new Korean LCC which started its international operation from 2016. With its launch of operation, the frequency on the KIX-ICN route will further increase.
	 Thai AirAsiaX	Bangkok (Don Mueang)	7→14	7	December 1st	Frequency on the KX-DMK route will increase.
	 Jin Air	Incheon	14→28	14	December 4th	Frequency on the KIX-ICN route will increase.
	 Cebu Pacific	Manila	5→7	2	December 15th	Frequency on the KIX-MNL route will increase during specific period.
	 Tigerair Taiwan	Taipei	14→18	4	December 16th	Frequency on the KIX-TPE route will increase.
	 Scoot	Honolulu	0→4	4	December 19th	Scoot will launch its very first service to Honolulu. In addition, the access from the airport will be more convenient with the new direct flight to Singapore.
 Scoot	Singapore	0→4	4	December 20th		

● Cargo Flight

	Airline	Route	Flight/week	Increased flight /week	Start from	Comment
	 Lufthansa Cargo	Frankfurt	0→2	2	January 18th	Relaunched KIX-FRA route for the first time in approx. 4 years.
	 FedEx	-	52→54	2	October 29th	Increased by 2 flights/week.

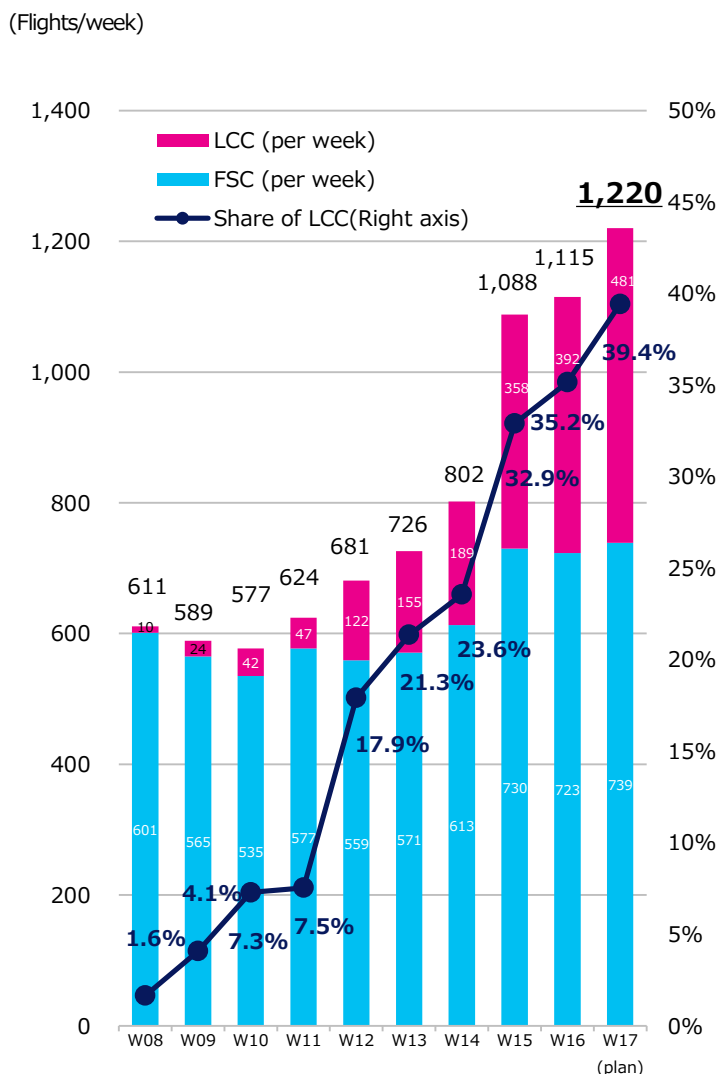
Note: Reference of KAP. Includes flights still waiting for or going to apply for government permission.

Overview of LCC & number of flights by destination

◇ International LCC flights : 19airlines 23cities

Airline	Route	FLT/w
Peach Aviation (Total 81 flights)	Seoul (ICN)	28
	Busan	7
	Hong Kong	18
	Taipei	14
	Kaohsiung	7
	Shanghai	7
Jetstar Japan (Total 12 flights)	Hong Kong	7
	Manila	5
Vanilla Air	Taipei	7
Jeju Air (Total 55 flights)	Seoul (ICN)	27
	Seoul (GMP)	14
	Busan	14
Air Busan (Total 35 flights)	Busan	21
	Daegu	14
Easter Jet (Total 28 flights)	Seoul (ICN)	21
	Busan	7
Jin Air (Total 42 flights)	Seoul (ICN)	28
	Busan	14
T'Way Airlines (Total 49 flights)	Seoul (ICN)	17
	Daegu	11
	Guam	7
	Jeju	7
	Busan	7
Air Seoul	Seoul (ICN)	14
Spring Airlines (Total 27 flights)	Shanghai	14
	Wuhan	2
	Tianjin	4
	Chongqing	3
	Xian	1
	Yangzhou	2
	Luoyang (via Yangzhou)	1
Hong Kong Express Airways	Hong Kong	28
Tigerair Taiwan (Total 21 flights)	Taipei	18
	Kaohsiung	3
Cebu Pacific Air	Manila	7
Jetstar Pacific Airlines (Total 8 flights)	Hanoi	4
	Danang	4
AirAsia X (Total 15 flights)	Kuala Lumpur	11
	Honolulu	4
Jetstar Asia Airways (Total 17 flights)	Singapore (via Taipei)	12
	Singapore (via Manila)	5
Scoot (Total 14 flights)	Singapore (via Bangkok)	3
	Singapore (via Kaohsiung)	3
	Singapore	4
	Honolulu	4
Thai AirAsiaX	Bangkok (DMK)	14
Jetstar Airways	Cairns	7
Total		481

◇ International passenger flights (scheduled)



◇ International passenger flights by destination

	W14	(city)	S15	(city)	W15	(city)	S16	(city)	W16	(city)	S17	(city)	W17 plan	(city)	share
South Korea	170	(3)	221	(4)	252	(4)	255	(4)	281	(4)	327	(4)	353	(4)	28.9%
China	208	(23)	332	(39)	329	(35)	327	(35)	330	(35)	326	(32)	339	(32)	27.8%
Hong Kong & Macau	79	(2)	99	(2)	104	(2)	108	(2)	114	(2)	133	(2)	130	(2)	10.7%
Taiwan	105	(2)	133	(2)	165	(3)	165	(3)	148	(3)	134	(3)	137	(3)	11.2%
Southeast Asia	110	(9)	119	(9)	121	(9)	128	(9)	139	(9)	137	(10)	159	(10)	13.0%
North America	35	(3)	40	(4)	35	(3)	48	(5)	33	(3)	46	(4)	41	(3)	3.4%
*Hawaii	*21	*(1)	*21	*(1)	*21	*(1)	*21	*(1)	*21	*(1)	*25	*(1)	*29	*(1)	
Europe	36	(6)	35	(5)	29	(5)	33	(5)	23	(5)	26	(4)	19	(4)	1.6%
Oceania & Guam	42	(4)	38	(5)	38	(5)	35	(3)	37	(4)	28	(3)	32	(5)	2.6%
Others	17	(4)	17	(4)	15	(4)	10	(3)	10	(3)	12	(4)	10	(3)	0.8%
Total	802	(56)	1,034	(74)	1,088	(70)	1,109	(69)	1,115	(68)	1,169	(66)	1,220	(66)	100.0%
Japanese AL		4		4		4		5		5		5		5	
Foreign AL		44		50		52		52		51		53		53	
Total AL		48		54		56		57		56		58		58	

* * The "Others" category includes Middle East, India and Far East Asia.

International scheduled flights per week (departure & arrival)

Country & Area	Airline	2016 Winter (30 Oct - 25 Mar) Peak month (Dec)			2017 Summer (26 Mar - 28 Oct) Peak month (Sep)			2017 Winter (29 Oct - 24 Mar) Peak month (Dec)		
		Actual			Actual			Scheduled		
		Passenger	Cargo	Total	Passenger	Cargo	Total	Passenger	Cargo	Total
Japan	Japan Airlines	49		49	49		49	49		49
	All Nippon Airways	49	13	62	49	13	62	49	13	62
	Peach Aviation	82		82	76		76	81		81
	Jetstar Japan	21		21	7		7	12		12
	Vanilla Air	7		7	7		7	7		7
	Nippon Cargo Airlines		4	4		4	4		5	5
U.S.A.	United Airlines	19		19	21		21	15		15
	Delta Airlines	7		7	7		7	7		7
	Hawaiian Airlines	7		7	7		7	7		7
	Federal Express		48	48		52	52		54	54
	United Parcel Service		15	15		15	15		16	16
Canada	Air Canada				7		7			
Germany	Lufthansa German Airlines	5		5	7		7	4		4
	Lufthansa Cargo							2*		2*
Netherlands	KLM Royal Dutch Airlines	5		5	7		7	6		6
France	Air France	4		4	5		5	4		4
	Aircalin	2		2	2		2	2		2
Italy	Cargolux Italia		2	2		2	2	2		2
Finland	Finnair	5		5	7		7	5		5
Turkey	Turkish Airlines	4		4						
United Arab Emirates	Emirates	7		7	7		7	7		7
Russia	S7 Air				2		2			
Korea	Korean Air	64	3	67	53	3	56	60	3	63
	Asiana Airlines	42	2	44	40	2	42	42	2	44
	Jeju Air	42		42	59		59	55		55
	Air Busan	28		28	35		35	35		35
	Easter Jet	21		21	25		25	28		28
	Jin Air	32		32	28		28	42		42
	T'Way Airlines	28		28	45		45	49		49
	Air Seoul				14		14	14		14
	Air China	45		45	45		45	45		45
	Air China Cargo		5	5		6	6		6	6
China	China Eastern Airlines	55		55	56		56	63		63
	China Cargo Airlines		3	3		4	4		6	6
	China Southern Airlines	40		40	42		42	47		47
	Xiamen Airlines	6		6	8		8	8		8
	Shanghai Airlines	7		7	7		7	7		7
	Yangtze River Express		5	5		4	4		5	5
	China Postal Airlines		5	5		5	5		5	5
	Shenzhen Airlines	23		23	23		23	25		25
	Shandong Airlines	14		14	14		14	14		14
	Spring Airlines	38		38	27		27	27		27
	Juneyao Airlines	28		28	27		27	26		26
	Tianjin Airlines	6		6	7		7	7		7
	Beijing Capital Airlines	2		2	2		2	2		2
	Okay Airlines	2		2	2		2	2		2
	Sichuan Airlines	3		3	3		3	3		3
	Uni-top Airlines		3	3						
	Hong Kong	Cathay Pacific	42	4	46	43	4	47	42	4
Hong Kong Express Airways		23		23	31		31	28		28
Hong Kong Airlines		14		14	24		24	21		21
Air Hong Kong		6	6		6	6		6	6	
Macau	Air Macau	7		7	7		7	7		7
Taiwan	EVA Air	35	2	37	35	2	37	35	2	37
	China Airlines	39	13	52	41	13	54	39	13	52
Philippines	Tigerair Taiwan	18		18	17		17	21		21
	Philippine Airlines	21		21	21		21	21		21
Cebu Pacific Air	Cebu Pacific Air	5		5	5		5	7		7
	Vietnam Airlines	14		14	14		14	14		14
Vietnam	Jetstar Pacific Airways				8		8	8		8
	Thai Airways International	14		14	14		14	14		14
Thailand	Thai AirAsiaX	7		7	7		7	14		14
	Malaysia Airlines	7		7	7		7	7		7
Malaysia	AirAsia X	10		10	15		15	15		15
	Singapore Airlines	14		14	14		14	14		14
Singapore	Jetstar Asia Airways	17		17	14		14	17		17
	Scoot	6		6	6		6	14		14
Indonesia	Garuda Indonesia	10		10	9		9	10		10
India	Air India	3		3	3		3	3		3
Australia	Qantas Airways							3		3
New Zealand	Jetstar Airways	7		7	5		5	7		7
	Air New Zealand	3		3				3		3
TOTAL	Flights per week	1,115	133	1,248	1,169	135	1,304	1,220	142	1,362
	Flights per day	159.3	19.0	178.3	167.0	19.3	186.3	174.3	20.3	194.6
	Number of operating airlines	56	16	66	58	15	67	58	15	67
	Number of countries (region)	20	20	23	20	20	24	19	21	23
	Number of cities	68	44	84	66	44	83	66	45	82

* Reference of KAP. Includes flights still waiting for or going to apply for government permission.

* Codeshare flights are counted under Operating Airlines.

* Any fraction in the number of flights is rounded down (i.e. not counted).

* Lufthansa Cargo will start its operation with 2 flights/week from January 18, 2018. This is not included in the total above since the table shows figures for December.

Change from last year (W16/W17) and previous schedule (S17/W17)

Destination	Airline	W16 (actual) →W17 (plan)		S17 (actual) →W17 (plan)	
		breakdown (change on peak)		breakdown (change on peak)	
South Korea		+72		+26	
	Korean Air			incheon	+7
	Asiana Airlines			incheon	+2
	Jeju Air	incheon	+13	incheon	-4
	Air Busan	Daegu	+7		
	Easter Jet	incheon	+7	incheon	+3
	Jin Air	incheon	+10	incheon	+14
	T'Way Airlines	Jeju	+7		
	T'Way Airlines	Busan	+7	Busan	+3
	T'Way Airlines	Daegu	+4	Daegu	+2
	T'Way Airlines	incheon	+3	incheon	-1
	Air Seoul	incheon	+14		
China		+9		+13	
	Peach Aviation	Shanghai	+2		
	China Eastern Airlines	Dalian	+7	Dalian	+7
	China Eastern Airlines	Nanjing/Chengdu	+1		
	China Southern Airlines	Guiyang	+3	Guiyang	+3
	China Southern Airlines	Shenyang	+2	Shenyang	+2
	China Southern Airlines	Dalian	+2		
	Xiamen Airlines	Fuzhou	+1		
	Xiamen Airlines	Xiamen	+1		
	Shenzhen Airlines	Nantong	+2	Nantong	+2
	Spring Airlines	Yangzhou	+2		
	Spring Airlines	Yangzhou/Luoyang	+1		
	Spring Airlines	Xian	-1		
	Spring Airlines	Changchun	-1		
	Spring Airlines	Huaian	-1		
	Spring Airlines	Jieyang	-1		
	Spring Airlines	Fuzhou	-3		
	Spring Airlines	Qingdao	-3		
	Spring Airlines	Yangzhou/Zhengzhou	-4		
	Juneyao Airlines	Nanjing	-2	Nanjing	-1
	Tianjin Airlines	Tianjin	+3		
	Tianjin Airlines	Xian	-2		
Hong Kong & Macau		+16		-3	
	Peach Aviation	Hong Kong	+4	Hong Kong	+4
	Cathay Pacific	Hong Kong		Hong Kong	-1
	Hong Kong Express Airways	Hong Kong	+5	Hong Kong	-3
	Hong Kong Airlines	Hong Kong	+7	Hong Kong	-3
Taiwan		-11		+3	
	Peach Aviation	Taipei	-7	Taipei	-2
	Peach Aviation			Kaohsiung	+3
	Jetstar Japan	Taipei	-7		
	China Airlines			Taipei	-2
	Tigerair Taiwan	Taipei	+4	Taipei	+4
	Tigerair Taiwan	Kaohsiung	-1		
Southeast Asia		+20		+22	
	Jetstar Japan	Manila	-2	Manila	+5
	Cebu Pacific Air	Manila	+2	Manila	+2
	Jetstar Pacific Airways	Hanoi	+4		
	Jetstar Pacific Airways	Da Nang	+4		
	Thai AirAsiaX	Bangkok (Don Muang)	+7	Bangkok (Don Muang)	+7
	AirAsia X	Kuala Lumpur	+1		
	Jetstar Asia Airways			Manila/Singapore	+2
	Jetstar Asia Airways			Taipei/Singapore	+1
	Scoot	Singapore	+4	Singapore	+4
	Garuda Indonesia			Jakarta	+1
North America & Hawaii		+8		-5	
	United Airlines			San Francisco	-2
	Air Canada			Vancouver	-7
	AirAsia X	Honolulu	+4		
	Scoot	Honolulu	+4	Honolulu	+4
Europe		-4		-7	
	Lufthansa German Airlines	Frankfurt	-1	Frankfurt	-3
	KLM Royal Dutch Airlines	Amsterdam	+1	Amsterdam	-1
	Air France			Paris	-1
	Finnair			Helsinki	-2
	Turkish Airlines	Istanbul	-4		
Oceania & Guam		-5		+4	
	Qantas Airways	Sydney	+3	Sydney	+3
	Air New Zealand			Auckland	+3
	Jetstar Airways			Cairns	+2
	United Airlines	Guam	-4	Guam	-4
	Korean Air	Guam	-4		
Others		+9		-2	
	S7 Air			Vladivostok	-2
Freighter		+9		+7	
	Nippon Cargo Airlines	freighter	+1	freighter	+1
	Federal Express	freighter	+6	freighter	+2
	United Parcel Service	freighter	+1	freighter	+1
	Air China Cargo	freighter	+1		
	China Cargo Airlines	freighter	+3	freighter	+2
	Uni-top Airlines	freighter	-3		
	Yangtse River Express			freighter	+1
Total		1,248→1,362 (+114)		1,304→1,362 (+58)	

Domestic Scheduled Passenger Flights

Region	City	ITAMI								KIX									
		FY2016 Winter	FY2017 Summer	FY2017 Winter					FY2016 Winter	FY2017 Summer	FY2017 Winter								
				Total	JAL	JAC	ANA	IBEX			AMX	Total	JAL	JTA	ANA	SFJ	peach	Jetstar	Vanilla Air
Hokkaido	Sapporo <small>(New Chitose)</small>	10	10	10	4		6			13	16	15	3		3		6	3	
	Memambetsu										1								
	Asahikawa									1									
	Hakodate	2	2	2	1		1			1	1	1							1
Tohoku/Shin-etsu	Aomori	6	6	6	3		3												
	Misawa	1	1	1	1														
	Akita	6	6	6	3		3												
	Hanamaki	4	4	4	4														
	Yamagata	3	3	3	3														
	Sendai	14	14	14	7		5	2		4	4	3					3		
	Fukushima	4	4	4			2	2											
	Niigata	10	10	10	4		3	3											
Tokyo	Narita	4	4	4	2		2			12	10	9					3	4	2
	Haneda	30	30	30	15		15			13	13	13	3		5	5			
Kinki/Chugoku/Shikoku	Tajima	2	2	2		2													
	Okii	1	1	1		1													
	Izumo	5	5	5	1	4													
	Matsuyama	12	12	12	3		9			1	1	1					1		
	Kouchi	6	6	6			6												
Kyushu	Fukuoka	10	10	10	4		5	1		6	5	5		1		3	1		
	Nagasaki	7	7	7	4		3			1	1	1				1			
	Kumamoto	10	10	10	3		6	1											
	Oita	7	7	7	3		3	1											
	Miyazaki	11	11	11	5		6			1	2	1					1		
	Kagoshima	13	13	13	7		6			3	4	2					2		
	Yakushima	1	1	1		1													
	Amami	1	1	1	1						1	1							1
Okinawa	Naha	5	5	5	2		3			13	14	13		3	4		4	2	
	Ishigaki									3	3	3		1	1		1		
	Miyako									1	1	1		1					
Number of flights per day		185	185	185	80	8	87	9	1	72	78	69	6	4	15	5	25	10	4
Number of cities		26	26	26	21	4	18	5	1	13	16	14	2	2	6	1	10	4	3

* Except extra flights and charter flights.

* The figures shown above refer to the number of flights during peak time (December for 17W)

■ Airlines at ITM: Japan Airlines (JAL), Japan Air Commuter (JAC), All Nippon Airways (ANA), IBEX Airlines (IBEX), Amakusa Airline (AMX)

■ Airlines at KIX: Japan Airlines (JAL), Japan Transocean Air (JTA), All Nippon Airways (ANA), Starflyer (SFJ), Peach (APJ), Jetstar Japan (JJP), Vanilla Air (VNL)

Domestic Scheduled Freighter in the peak month, December 2017

OKIX-Chubu - Naha 5 flights/week (one way) operated by ANA

OKIX-Naha 5 flights/week (one way) operated by ANA

ONaha - KIX 5 flights/week (one way) operated by ANA

ONarita - KIX 6 flights/week (one way) operated by ANA

Shaping a New Journey



As of April 1, 2016, Kansai Airports succeeded the operating rights of Kansai International Airport ("KIX") and Osaka International Airport ("ITAMI") from New Kansai International Airport Company ("NKIAC") and commenced business as an operating company for the two airports. Kansai Airports was established by a consortium made up of VINCI Airports and ORIX Corporation as its core members. Kansai Airports shares the common goal of maximizing the potential of the Kansai International Airport and Osaka International Airport, improving services to passengers and ensuring the highest levels of safety and security, investment to enhance safety, convenience and comfort to increase value, as well as enhancing community relations in the neighborhoods of the airports and benefiting the Kansai regional economy. On December 15, Kansai Airports signed a concession contract with the New Kansai International Airport Company ("NKIAC") for an operating period of 44-years. For more information, please visit : www.kansai-airports.co.jp/en/

Location	1-banchi, Senshu-kuko kita, Izumisano-shi, Osaka	Capital	25,000 million yen
Company Representatives	Representative Director and CEO: Yoshiyuki Yamaya Representative Director and Co-CEO: Emmanuel Menanteau	Date of Incorporation	December 1, 2015
Business Scope	Operation and management services, etc. of Kansai International Airport and Osaka International Airport	Shareholders	ORIX 40%, VINCI Airports 40%, Other investors 20% ¹



ORIX Corporation (TSE: 8591; NYSE: IX) is an opportunistic, diversified, innovation-driven global powerhouse with a proven track record of profitability. Established in 1964, ORIX at present operates a diverse portfolio of businesses in the operations, financial services, and investment spaces. ORIX's highly complementary business activities span industries including: energy, private equity, infrastructure, automotive, ship and aircraft, real estate and retail financial services. ORIX has also spread its business globally by establishing locations in a total of 37 countries and regions across the world. Through its business activities, ORIX has long been committed to corporate citizenship and environmental sustainability. For more details, please visit our website: <http://www.orix.co.jp/grp/en/>



VINCI Airports, a top 5 global player in the international airport sector, manages the development and operations of 35 airports: 13 in France, 10 in Portugal (including the hub of Lisbon), 3 in Cambodia, 2 in Japan, 6 in Dominican Republic and Santiago airport in Chile. Served by more than 200 airlines, VINCI Airports' network handled 132 million passengers in 2016.

Through its expertise as a comprehensive integrator and the professionalism of its 11,000 employees, VINCI Airports develops, finances, builds and operates airports, leveraging its investment capability, international network and know-how to optimize the management and performance of existing airport infrastructure, facility extensions and new construction. In 2016, its consolidated revenue amounted to €1.05 bn.

More comprehensive information is available on www.vinci-airports.com

¹ ASICS Corporation; Iwatani Corporation; Osaka Gas Co., Ltd.; Obayashi Corporation; OMRON Corporation; The Kansai Electric Power Company, Incorporated; Kintetsu Group Holding Co., Ltd.; Keihan Holdings Co., Ltd.; Suntory Holdings Limited; JTB Corp.; Sekisui House, Ltd.; Daikin Industries, Ltd.; Daiwa House Industry Co., Ltd.; Takenaka Corporation; Nankai Electric Railway Co., Ltd.; NIPPON TELEGRAPH AND TELEPHONE WEST CORPORATION; Panasonic Corporation; Hankyu Hanshin Holdings, Inc.; Rengo Co., Ltd.; The Senshu Ikeda Bank, Ltd.; Kiyo Holdings, Inc.; The Bank of Kyoto, Ltd.; THE SHIGA BANK, LTD.; The Nanto Bank, Ltd.; Nippon Life Insurance Company; Mizuho Bank, Ltd.; Sumitomo Mitsui Trust Bank, Limited; The Bank of Tokyo-Mitsubishi UFJ Ltd.; Resona Bank, Limited; and the Private Finance Initiative Promotion Corporation of Japan.