

March 23, 2017

### **KIX – 2017 Summer Schedule International Flight to hit the highest record of total 1,260 flights**

### **Domestic network will also to be expanded by adding Amami Oshima route**

KIX International scheduled flight of 2017 summer would be 1,260 flights per week (as of July peak) which is the record-high due to continuous strong demands of Asian market. It added 19 flights compared to 2016 summer schedule and 12 flights compared to 2016 winter schedule respectively. International passenger flight total will become 1,126 flights/week and International cargo flight will be 134 flights/week which is the 9<sup>th</sup> highest result as summer schedule.

Some notes on International regional trend would be resume of daily flight, such as Vancouver long-haul route (2016 summer 6 / week) to increase to daily flight. For Europe region, Frankfurt route (2016 winter 5/week), Amsterdam route (2016 winter 5/week), Helsinki route (2016 winter 5/week) also will increase flights to daily basis. In addition, Honolulu route will become 35 flights per week for summer peak period which is additional 14 flights from 2016 summer schedule. In terms of short-haul routes, Taiwan region had some flight reduction due to the bankruptcy of TransAsia Group (-21 flights which includes V-Air compare to 2016 summer), however the demand is still growing in overall. We will have 449 flights/week to China (+14 flights from 2016 summer), 284 flights/week to Korea (+29 flights from 2016 summer).

As for International new route, Air Asia X, Honolulu route to start with 4 flights per week which is the first time for LCC to across Pacific Ocean. In addition, S7 will also start operation to Vladivostok first time in KIX with 2 flights per week which is the first time in 9 years since 2008 summer schedule, Vladivostok Air.

International LCC will be total 378 flights per week (+13 flights from 2016 summer). 1/3 of International passenger flights are operated by LCCs.

For KIX Domestic, Vanilla Air which has just started Domestic operation in KIX since February has started Hakodate route from 18<sup>th</sup> March and also will start daily flight to Amami Oshima route from 26<sup>th</sup> March. Our Domestic network will continue growth. Hakodate and Amami Oshima flights are resumed since October 2015 and November 1998 respectively in KIX.

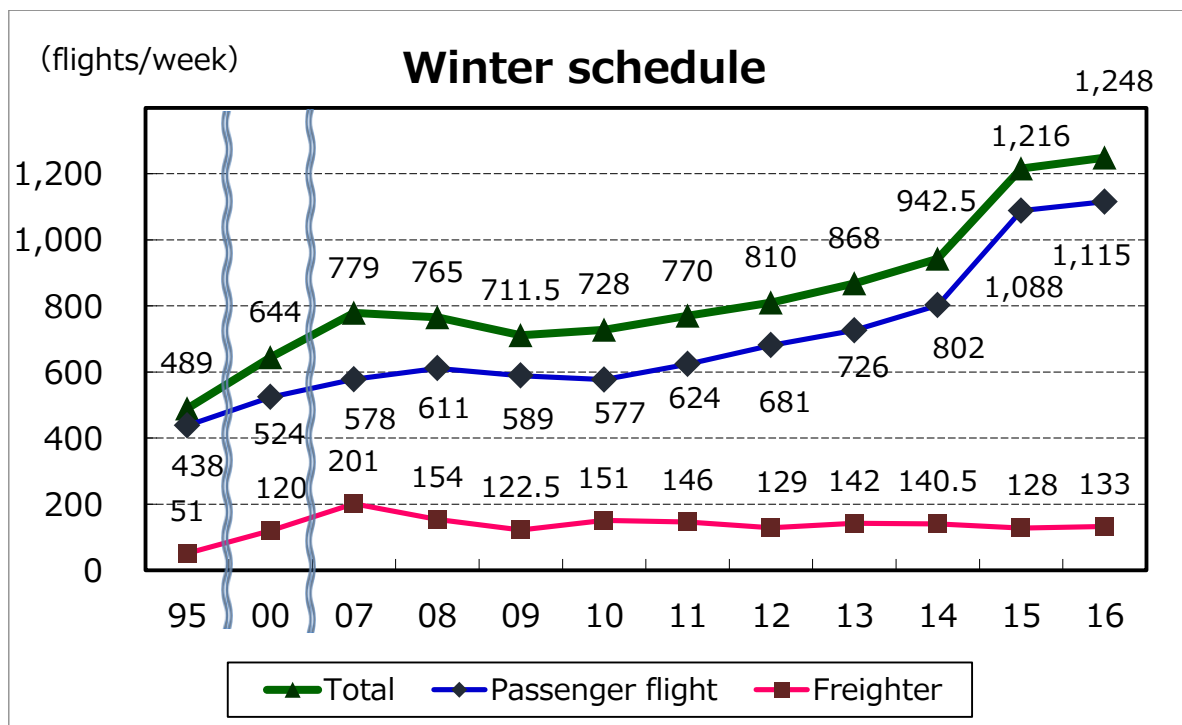
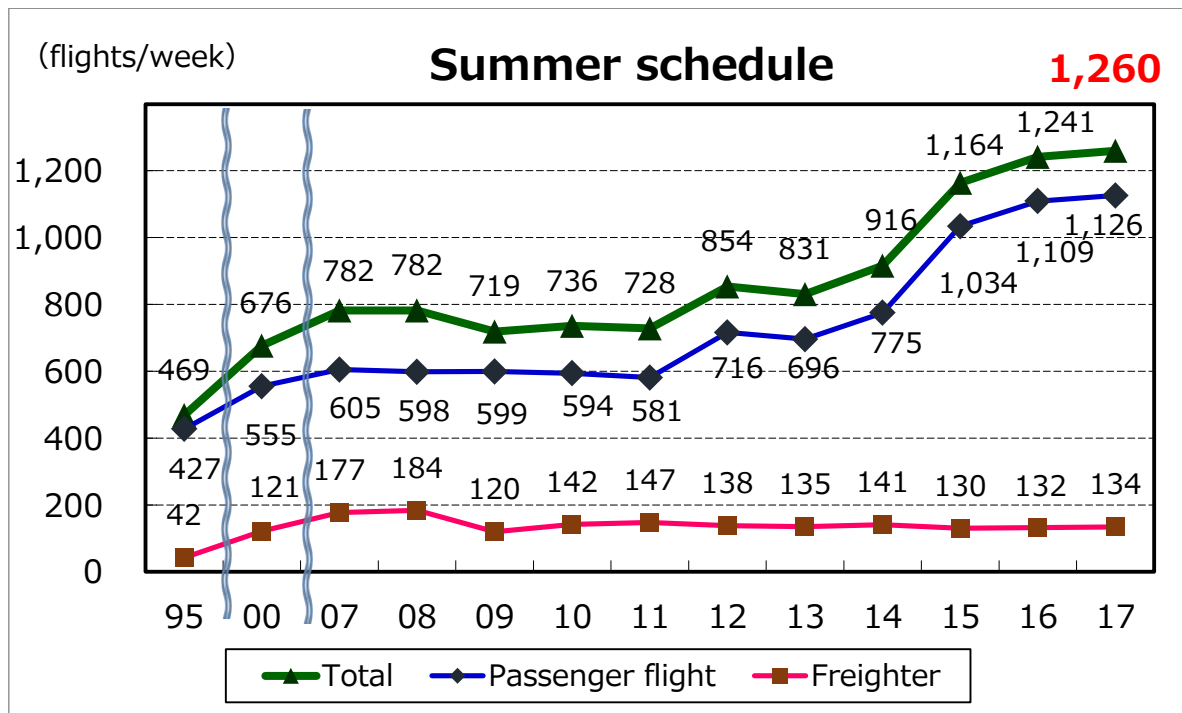
Number of LCC domestic passenger flights per day in KIX is 41 flights (+5 flights from June 2016) which is more than 50% out of total.

---

#### **【Contact information for inquires】**

Kansai Airports Corporate Communication Dept.  
[tn0010@kansai-airports.co.jp](mailto:tn0010@kansai-airports.co.jp) [TEL:+81-72-455-2201](tel:+81-72-455-2201)

## Changes in international scheduled flights in Kansai International Airport





## 2017 Summer Schedule – KIX flight increase plan

### ● Passenger Flight

	Airline	route	Flight/week	Increased flight /week	Start from	comment
F S C	 S7 Airlines	Vladivostok	0→2	2	From April 28th	It becomes the service for the first time in approximately nine years since a schedule in the summer of 2008.
	 Air Canada	Vancouver	0→7	7	From May 14th	Vancouver route become daily operation during summer vacation season. This route is the only direct flight to Canada.
	 China Eastern Airlines	Nanjing=Chengdu	4→5	1	From March 26th	Flight increased to several destinations in China. Deliver more options.
	 China Southern Airlines	Dalian	3→5	2	From March 26th	
	 Xiamen Airlines	Fuzhou	3→4	1	From March 26th	
	 Tianjin Airlines	Tianjin	4→7	3	From March 26th	
	 Beijing Capital Airlines	Shenyang	0→2	2	From March 26th	
L C C	 AirAsia X	Honolulu	0→4	4	From June 28th	This is the first LCC flight from Japan to Honolulu.
	 Jejuair	Seoul (Incheon)	14→21	7	From March 26th	KIX=ICN route will be increased.
	 Jejuair	Busan	14→21	7	From March 26th	KIX=PUS route will be increased.

### ● Domestic Flight

	Airline	route	Flight/week	Increased flight /week	Start from	comment
	 Vanilla Air	Hakodate	0→7	7	From March 18th	Vanilla started KIX = NRT line on February 18, Hakodate is second domestic line for Vanilla in KIX.
	 Vanilla Air	Amami Oshima	0→7	7	From March 26th	It will be the first time this route that has had service in 19 years.

※ Reference of KAP. It includes flights still waiting/going to apply for government permission.

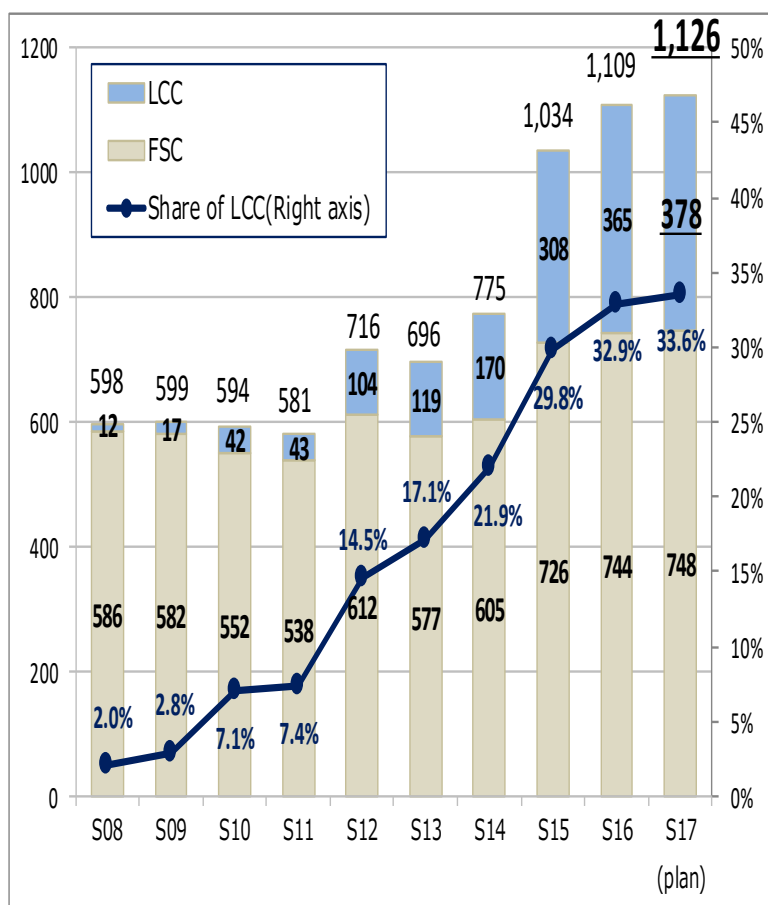
## Overview of LCC & number of flights per destination in KIX

### ◇ International LCC flights: 17 airlines 20 cities

Airline	route	FLT/w
Peach Aviation (total 82 flights)	Seoul (ICN)	28
	Busan	7
	Hong Kong	14
	Taipei	21
	Kaohsiung	7
	Shanghai	5
Jetstar Japan	Hong Kong	7
Vanilla Air	Taipei	7
Jeju Air (total 56 flights)	Seoul (ICN)	21
	Seoul (GMP)	14
	Busan	21
Air Busan (total 28 flights)	Busan	21
	Daegu	7
Easter Jet (total 21 flights)	Seoul (ICN)	14
	Busan	7
Jin Air (total 28 flights)	Seoul (ICN)	14
	Busan	14
T'Way Airlines (total 28 flights)	Seoul (ICN)	14
	Daegu	7
	Guam	7
	Shanghai	14
Spring Airlines (total 27 flights)	Wuhan	2
	Tianjin	4
	Chongqing	3
	Xian	1
	Yangzhou	2
	Luoyang (via Yangzhou)	1
Hong Kong Express Airways	Hong Kong	24
Tigerair Taiwan (total 17 flights)	Taipei	14
	Kaohsiung	3
Cebu Pacific Air	Manila	4
AirAsia X (total 15 flights)	Kuala Lumpur	11
	Honolulu	4
Jetstar Asia Airways (total 14 flights)	Singapore (via Taipei)	11
	Singapore (via Manila)	3
Scoot (total 6 flights)	Singapore (via Bangkok)	3
	Singapore (via Kaohsiung)	3
Thai AirAsiaX	Bangkok (DMK)	7
Jetstar Airways	Cairns	7
Total		378

### ◇ Number of international passenger flights

(Flights/week)



### ◇ Number of flights per destination (International passenger flights)

(flights/week)

	S14	(city)	W14	(city)	S15	(city)	W15	(city)	S16	(city)	W16	(city)	S17 plan	(city)	share
South Korea	161	(3)	170	(3)	221	(4)	252	(4)	255	(4)	281	(4)	284	(4)	25.2%
China	269	(21)	287	(25)	431	(41)	433	(37)	435	(37)	444	(37)	449	(34)	39.9%
Taiwan	106	(3)	105	(2)	133	(2)	165	(3)	165	(3)	148	(3)	140	(3)	12.4%
Other Asia	107	(11)	113	(11)	122	(11)	124	(11)	131	(11)	142	(11)	132	(11)	11.7%
North America (incl. Hawaii)	31	(3)	35	(3)	40	(4)	35	(3)	48	(5)	33	(3)	56	(4)	5.0%
Europe	40	(6)	36	(6)	35	(5)	29	(5)	33	(5)	23	(5)	26	(4)	2.3%
Others	61	(7)	56	(6)	52	(7)	50	(7)	42	(4)	44	(5)	39	(5)	3.5%
Total	775	(54)	802	(56)	1,034	(74)	1,088	(70)	1,109	(69)	1,115	(68)	1,126	(65)	100.0%
Japanese AL	3		4		4		4		5		5		5		
Foreign AL	52		56		61		63		63		62		62		
Total AL	55		60		65		67		68		67		67		

\* China is mainland of China, Hong Kong, and Macau. Others is including Oceania, Middle East and Far East Asia.

# KIX - International Flights per week (departure & arrival)

Country & Area	Airline	2016 Summer 27 Mar – 29 Oct On peak month(Jul)	2016 Winter 30 Oct – 25 Mar On peak month(Dec)	2017 Summer 26 Mar – 28 Oct On peak month(Jul)		
		Actual Total	Actual Total	Scheduled		
				Passenger	Cargo	Total
Japan	Japan Airlines	49	49	56		56
	All Nippon Airways	61	62	49	10	59
	Peach Aviation	77	82	82		82
	Jetstar Japan	12	21	7		7
	Vanilla Air	7	7	7		7
	Nippon Cargo Airlines	5	4		5	5
U.S.A.	United Airlines	21	19	21		21
	Delta Airlines	21	7	10		10
	American Airlines	Code-share (JL)	Code-share (JL)	Code-share (JL)		Code-share (JL)
	Hawaiian Airlines	7	7	7		7
	Federal Express	48	48		49	49
	United Parcel Service	16	15		16	16
Canada	Air Canada	6		7		7
Germany	Lufthansa German Airlines	7	5	7		7
Netherlands	KLM Royal Dutch Airlines	7	5	7		7
France	Air France	5	4	5		5
Italy	Aircalin	2	2	2		2
	Alitalia	Code-share (KE)	Code-share (KE)	Code-share (KE)		Code-share (KE)
Finland	Cargolux Italia	2	2		2	2
	Finnair	7	5	7		7
Turkey	Turkish Airlines	7	4			
Egypt United Arab Emirates	Egypt Air	Code-share (TK)	Code-share (TK)			
	Emirates	7	7	7		7
Qatar	Etihad Airways	Code-share (KE/OZ)	Code-share (KE/OZ)	Code-share (KE/OZ)		Code-share (KE/OZ)
	Qatar Airways					
South Africa	South African Airways	Code-share (NH)	Code-share (NH)	Code-share (NH)		Code-share (NH)
Russia	S7 Air			2		2
Korea	Korean Air	58	67	53	3	56
	Asiana Airlines	37	44	42	2	44
China	Jeju Air	42	42	56		56
	Air Busan	21	28	28		28
China	Easter Jet	21	21	21		21
	Jin Air	28	32	28		28
China	T'Way Airlines	25	28	28		28
	Air China	47	45	45		45
China	Air China Cargo	4	5		6	6
	China Eastern Airlines	57	55	56		56
China	China Cargo Airlines	3	3		6	6
	China Southern Airlines	40	40	42		42
China	Xiamen Airlines	7	6	8		8
	Shanghai Airlines	7	7	7		7
China	Yangtze River Express	5	5		5	5
	China Postal Airlines	5	5		5	5
China	Shenzhen Airlines	24	23	23		23
	Shandong Airlines	14	14	14		14
China	Spring Airlines	38	38	27		27
	Juneyao Airlines	21	28	28		28
China	Tianjin Airlines	8	6	9		9
	Beijing Capital Airlines	5	2	4		4
China	Okay Airlines		2	2		2
	Sichuan Airlines	3	3	3		3
Hong Kong	Uni-top Airlines		3			
	Cathay Pacific	46	46	42	4	46
Hong Kong	Hong Kong Express Airways	24	23	24		24
	Hong Kong Airlines	9	14	19		19
Macau	Air Hong Kong	6	6		6	6
	Air Macau	7	7	7		7
Taiwan	EVA Air	36	37	35	2	37
	China Airlines	52	52	39	13	52
Taiwan	TransAsia Airways	14				
	Tigerair Taiwan	17	18	17		17
Philippines	V Air	7				
	Philippine Airlines	21	21	21		21
Philippines	Cebu Pacific Air	5	5	4		4
	Vietnam Airlines	14	14	14		14
Thailand	Thai Airways International	14	14	14		14
	Thai AirAsiaX	7	7	7		7
Malaysia	Bangkok Airways	Code-share (JL)	Code-share (JL)	Code-share (JL)		Code-share (JL)
	Malaysia Airlines	7	7	7		7
Singapore	AirAsia X	7	10	15		15
	Firefly		Code-share (MH)	Code-share (MH)		Code-share (MH)
Singapore	Singapore Airlines	14	14	14		14
	Jetstar Asia Airways	16	17	14		14
Indonesia	Scoot	6	6	6		6
	Garuda Indonesia	10	10	10		10
India	Air India	3	3	3		3
	Jet Airways	Code-share (NH)	Code-share (NH)	Code-share (NH)		Code-share (NH)
Sri Lanka	SriLankan Airlines	Code-share (JL)	Code-share (JL)	Code-share (JL)		Code-share (JL)
Australia	Qantas Airways	Code-share (JQ)	Code-share (JQ)	Code-share (JQ)		Code-share (JQ)
	Jetstar Airways	5	7	7		7
New Zealand	Virgin Australia	Code-share (SQ)	Code-share (SQ)	Code-share (SQ)		Code-share (SQ)
	Air New Zealand	Code-share (NH)	3	Code-share (NH)		Code-share (NH)
Total	flights per week	1,241	1,248	1,126	134	1,260
	flights per day	177.3/day	178.3/day	160.9/day	19.1/day	180.0/day
	number of airline	77	77	67	15	76
	number of country (region)	24	23	20	20	24
Total	number of city	85	84	65	44	82

※ Reference of KAP. It includes flights still waiting/going to apply for government permission.

※Code – Code-Share Flight

**Change from last year(S16/S17)and previous schedule(W16/S17)**

Airline	S16(actual)→S17(plan)			W16(actual)→S17(plan)		
	change (on peak)	breakdown		change (on peak)	breakdown	
Japan Airlines	+7	Honolulu	+7	+7	Honolulu	+7
Peach Aviation	+5	Shanghai	+5			
Jetstar Japan	Δ 5	Taipei	Δ 5	Δ 14	Taipei	Δ 7
"					Manila	Δ 7
United Airlines				+2	San Francisco	+2
Delta Airlines	Δ 11	Honolulu	+3	+3	Honolulu	+3
"		Guam	Δ 7			
"		Narita/New York	Δ 7			
Air Canada	+1	Vancouver	+1	+7	Vancouver	+7
Lufthansa German Airlines				+2	Frankfurt	+2
KLM Royal Dutch Airlines				+2	Amsterdam	+2
Air France				+1	Paris	+1
Finnair				+2	Helsinki	+2
S7 Air	+2	Vladivostok	+2	+2	Vladivostok	+2
Turkish Airlines	Δ 7	Istanbul	Δ 7	Δ 4	Istanbul	Δ 4
Korean Air	Δ 2	Guam	Δ 3	Δ 11	incheon	Δ 7
"		Jeju	+1		Guam	Δ 4
Asiana Airlines	+7	incheon	+7			
Jeju Air	+14	incheon	+7	+14	incheon	+7
"		Busan	+7		Busan	+7
Air Busan	+7	Daegu	+7			
Jin Air				Δ 4	incheon	Δ 4
T'Way Airlines	+3	Guam	+3			
Air China	Δ 2	Hangzhou	Δ 2			
China Eastern Airlines	Δ 1	Beijing	+3	+1	Nanjing/Chengdu	+1
"		Nanjing/Chengdu	+1			
"		Wenzhou	Δ 2			
"		Changsha	Δ 2			
"		Nanning/Kunming	Δ 1			
China Southern Airlines	+2	Shanghai	+3	+2	Dalian	+2
"		Dalian	+2			
"		Shenzhen	+1			
"		Shenyang	Δ 2			
"		Harbin	Δ 2			
Xiamen Airlines	+1	Fuzhou	+1	+2	Fuzhou	+1
"					Xiamen	+1
Shenzhen Airlines	Δ 1	Fuzhou/Shenzhen	Δ 3			
"		Wuxi	+2			
Spring Airlines	Δ 11	Yangzhou	+2	Δ 11	Yangzhou	+2
"		Yangzhou/Luoyang	+1		Yangzhou/Luoyang	+1
"		Xian	Δ 1		Xian	Δ 1
"		Changchun	Δ 1		Changchun	Δ 1
"		Wuhan	Δ 2		Huaian	Δ 1
"		Fuzhou	Δ 3		Jieyang	Δ 1
"		Qingdao	Δ 3		Fuzhou	Δ 3
"		Yangzhou/Zhengzhou	Δ 4		Qingdao	Δ 3
"		Shanghai/Lanzhou (Stop to Shanghai)			Yangzhou/Zhengzhou	Δ 4
"					Shanghai/Lanzhou (Stop to Shanghai)	
Juneyao Airlines	+7	Nanjing	+7			
Tianjin Airlines	+1	Tianjin	+3	+3	Tianjin	+3
"		Dalian	Δ 2			
Beijing Capital Airlines	Δ 1	Jinan	Δ 1	+2	Shenyang	+2
Okay Airlines	+2	Tianjin	+2			
Hong Kong Express Airways				+1	Hong Kong	+1
Hong Kong Airlines	+10	Hong Kong	+12	+5	Hong Kong	+5
"		freighter	Δ 2			
EVA Air	+1	Taipei	+2			
"		freighter	Δ 1			
China Airlines		Taipei	Δ 1			
"		freighter	+1			
TransAsia Airways	Δ 14	Taipei	Δ 14			
Tigerair Taiwan				Δ 1	Kaohsiung	Δ 1
V Air	Δ 7	Taipei	Δ 7			
Cebu Pacific Air	Δ 1	Manila	Δ 1	Δ 1	Manila	Δ 1
AirAsia X	+8	Kuala Lumpur	+4	+5	Kuala Lumpur	+1
		Honolulu	+4		Honolulu	+4
Jetstar Asia Airways	Δ 2	Manila/Singapore	Δ 1	Δ 3	Manila/Singapore	Δ 2
		Taipei/Singapore	Δ 1		Taipei/Singapore	Δ 1
Jetstar Airways	+2	Cairns	+2			
Air New Zealand				Δ 3	Auckland	Δ 3
All Nippon Airways	Δ 2	freighter	Δ 2	Δ 3	freighter	Δ 3
Nippon Cargo Airlines				+1	freighter	+1
Federal Express	+1	freighter	+1	+1	freighter	+1
United Parcel Service				+1	freighter	+1
Air China Cargo	+2	freighter	+2	+1	freighter	+1
China Cargo Airlines	+3	freighter	+3	+3	freighter	+3
Uni-top Airlines				Δ 3	freighter	Δ 3
<b>Total</b>	<b>19</b>	<b>1,241→1,260</b>		<b>12</b>	<b>1,248→1,260</b>	

## Scheduled Passenger Flights (Domestic)

Region	City	ITM								KIX										
		FY2016 Summer	FY2016 Winter	FY2017 Summer						FY2016 Summer (Until June)	FY2016 Winter	FY2017 Summer (Until June)								
				Total	JAL	JAC	ANA	IBEX	AMX			Total	JAL	JTA	ANA	SFJ	peach	Jetstar	Spring Japan	Vanilla Air
Hokkaido	Sapporo (New Chitose)	10	10	10	4		6			14	13	16	3		4		6	3		
	Hakodate	2	2	2	1		1				1									
Tohoku/Shin-etsu	Aomori	6	6	6	3		3													
	Misawa	1	1	1	1															
	Akita	6	6	6	3		3													
	Hanamaki	4	4	4	4															
	Yamagata	3	3	3	3															
	Sendai	14	14	14	7		5	2		4	4	4					4			
	Fukushima	4	4	4			2	2												
	Niigata	10	10	10	4		3	3												
Tokyo	Narita	4	4	4	2		2			7	12	10					3	4	1	2
	Haneda	30	30	30	15		15			13	13	13	3		5	5				
Kinki/Chugoku/Shikoku	Tajima	2	2	2		2														
	Oki	1	1	1		1														
	Izumo	5	5	5	1	4														
	Matsuyama	12	12	12	3		9			1	1	1					1			
	Kouchi	6	6	6			6													
Kyushu	Fukuoka	10	10	10	4		5	1		6	6	5			1		3	1		
	Nagasaki	7	7	7	4		3			1	1	1					1			
	Kumamoto	10	10	10	3		6		1											
	Oita	7	7	7	3		3	1												
	Miyazaki	11	11	11	5		6			1	1	1					1			
	Kagoshima	13	13	13	7		6			3	3	3					3			
	Yakushima	1	1	1		1														
	Amami	1	1	1	1							1								1
Okinawa	Naha	5	5	5	2		3			13	13	13		3	4		4	2		
	Ishigaki									3	3	3		1	1		1			
	Miyako									1	1	1			1					
Number of flight per day		185	185	185	80	8	87	9	1	67	72	72	6	4	16	5	27	10	1	3
Number of city		26	26	26	21	4	18	5	1	12	13	13	2	2	6	1	10	4	1	2

\* Except extra flights and charter flights.

\* Peak flight number of each season. Note - Some flight number of KIX summer schedule is not confirmed July onwards. Figure is the peak flight number up to June.

■ Airlines in ITM...Japan Airlines (JAL), Japan Air Commuter (JAC), All Nippon Airways (ANA), IBEX Airlines (IBEX), Amakusa Airline (AMX)

■ Airlines in KIX...Japan Airlines (JAL), Japan Transocean Air (JTA), All Nippon Airways (ANA), Starflyer (SFJ), Peach (APJ), Jetstar Japan (JJP), Spring Japan (SJO), Vanilla Air (VNL)

## Scheduled Freight (Domestic)

OKIX—Chubu—Naha 6flights/week (one way) operating by ANA

ONaha—KIX 6flights/week (one way) operating by ANA

ONarita—KIX 6flights/week (one way) start from 29th August, operating by ANA

# About Kansai Airports

As of April 1, 2016, Kansai Airports succeeded the operating rights Kansai International Airport ("KIX") and Osaka International Airport ("ITM") from New Kansai International Airport Company ("NKIAC") and commenced business as an operating company for the two airports. Kansai Airports was established by a consortium made up of VINCI Airports and ORIX Corporation as its core members. Kansai Airports shares the common goal of maximizing the potential of the Kansai International Airport and Osaka International Airport, improving services to passengers and ensuring the highest levels of safety and security, investment to enhance safety, convenience and comfort to increase value, as well as enhancing community relations in the neighborhoods of the airports and benefiting the Kansai regional economy. On December 15, Kansai Airports signed a concession contract with the New Kansai International Airport Company ("NKIAC") for an operating period of 44-years. For more information, please visit: [www.kansai-airports.co.jp/en/](http://www.kansai-airports.co.jp/en/)

Location	1-banchi, Senshu-kuko kita, Izumisano-shi, Osaka	Capital	25,000 million yen
Company representatives	Representative Director and CEO: Yoshiyuki Yamaya Representative Director and Co-CEO: Emmanuel Menanteau	Date of incorporation	December 1, 2015
Business scope	Operation and management services, etc. of Kansai International Airport and Osaka International Airport	Shareholders	ORIX 40%, VINCI Airports 40%, Others investors 20% <sup>1</sup>



ORIX Corporation (TSE: 8591; NYSE: IX) is an opportunistic, diversified, innovation-driven global powerhouse with a proven track record of profitability. Established in 1964, ORIX at present operates a diverse portfolio of businesses in the operations, financial services, and investment spaces. ORIX's highly complementary business activities span industries including: energy, private equity, infrastructure, automotive, ship and aircraft, real estate and retail financial services. ORIX has also spread its business globally by establishing locations in a total of 37 countries and regions across the world. Through its business activities, ORIX has long been committed to corporate citizenship and environmental sustainability. For more details, please visit our website: <http://www.orix.co.jp/grp/en/>



VINCI Airports, a top 5 global player in the international airport sector, manages the development and operations of 35 airports: 13 in France, 10 in Portugal (including the hub of Lisbon), 3 in Cambodia, 2 in Japan, 6 in Dominican Republic and Santiago airport in Chile. Served by more than 200 airlines, VINCI Airports' network handled 132 million passengers in 2016.

Through its expertise as a comprehensive integrator and the professionalism of its 11,000 employees, VINCI Airports develops, finances, builds and operates airports, leveraging its investment capability, international network and know-how to optimize the management and performance of existing airport infrastructure, facility extensions and new construction. In 2016, its consolidated revenue amounted to €1.05 bn.

More comprehensive information is available on [www.vinci-airports.com](http://www.vinci-airports.com)

<sup>1</sup> ASICS Corporation; Iwatani Corporation; Osaka Gas Co., Ltd.; Obayashi Corporation; OMRON Corporation; The Kansai Electric Power Company, Incorporated; Kintetsu Group Holding Co., Ltd.; Keihan Holdings Co., Ltd.; Suntory Holdings Limited; JTB Corp.; Sekisui House, Ltd.; Daikin Industries, Ltd.; Daiwa House Industry Co., Ltd.; Takenaka Corporation; Nankai Electric Railway Co., Ltd.; NIPPON TELEGRAPH AND TELEPHONE WEST CORPORATION; Panasonic Corporation; Hankyu Hanshin Holdings, Inc.; Rengo Co., Ltd.; The Senshu Ikeda Bank, Ltd.; Kiyo Holdings, Inc.; The Bank of Kyoto, Ltd.; THE SHIGA BANK, LTD.; The Nanto Bank, Ltd.; Nippon Life Insurance Company; Mizuho Bank, Ltd.; Sumitomo Mitsui Trust Bank, Limited; The Bank of Tokyo-Mitsubishi UFJ Ltd.; Resona Bank, Limited; and the Private Finance Initiative Promotion Corporation of Japan.